

SMD Varistors

MLV; Standard Series



Construction

- Multilayer technology
- Termination: nickel barrier (CT series) or silver palladium (CN series) or silver platinum (only for CN0402 ... K2)
- No plastic or epoxy encapsulation assures better than UL 94 V-0 flammability rating

Features

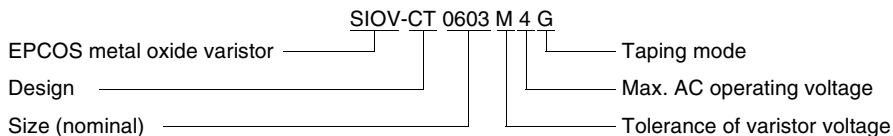
- Sizes 0402 ... 2220
- Surge currents up to 1200 A
- Operating temperatures up to 125 °C
- Good solderability
- Suitable for ESD protection
- Bidirectional clamping
- Types with controlled capacitance available
- PSpice models

Taping

- Supply on 8/12-mm tape, for tape dimensions see pages 154/155, for reel dimensions and packing units see page 157, chapter "SMD Varistors: Taping"

Type designation

Detailed description of coding system on page 39, chapter "General Technical Information"



General technical data

| | | | |
|--|-------------------------------|--------------------|-----------------------------|
| Climatic category | 55/125/56 (55/85/56) | | in acc. with IEC 60068-1 |
| LCT | – 55 °C | | |
| UCT | + 85 °C (CT/CN0402 ... 0603) | | |
| | + 125 °C (CT/CN0805 ... 2220) | | |
| Damp heat, steady state (93 % r.h., 40 °C) | 56 days | | in acc. with IEC 60068-2-3 |
| Operating temperature | – 55 ... + 85 °C | CT/CN0402 ... 0603 | in acc. with CECC 42 000 |
| | – 55 ... + 125 °C | CT/CN0805 ... 2220 | in acc. with CECC 42 000 |
| Storage temperature ¹⁾ | – 55 ... + 150 °C | CT/CN0805 ... 2220 | |
| | – 55 ... + 125 °C | CT/CN0402 ... 0603 | |
| Response time | < 0,5 ns | | |
| Solderability | 235 °C, 2 s | | in acc. with IEC 60068-2-58 |
| Resistance to soldering heat | 260 °C, 10 s | | in acc. with IEC 60068-2-58 |

1) For mounted parts (storage conditions for unused parts on reel see page 38, chapter "General Technical Information")


SMD Varistors
Standard – Nickel Barrier Termination (available upon request)
Maximum ratings (0402 ... 0603: $T_A = 85\text{ °C}$; 0805 ... 2220: $T_A = 125\text{ °C}$)

| Type | Ordering code | V_{RMS} | V_{DC} | i_{max} 8/20 μ s | W_{max} (2 ms) | P_{max} |
|-------------|-----------------|-----------|----------|---------------------------|---------------------|-----------|
| SIOV- | | V | V | A | J | W |
| CT0603M4G | B72500T0040M060 | 4 | 5,5 | 30 | 0,1 | 0,003 |
| CT0805M4G | B72510T0040M062 | 4 | 5,5 | 100 | 0,1 | 0,005 |
| CT1206M4G | B72520T0040M062 | 4 | 5,5 | 150 | 0,3 | 0,008 |
| CT1210M4G | B72530T0040M062 | 4 | 5,5 | 250 | 0,4 | 0,010 |
| CT1812M4G | B72580T0040M062 | 4 | 5,5 | 500 | 0,8 | 0,015 |
| CT2220M4G | B72540T0040M062 | 4 | 5,5 | 1000 | 1,4 | 0,020 |
| CT0603M6G | B72500T0060M060 | 6 | 8 | 30 | 0,1 | 0,003 |
| CT0805M6G | B72510T0060M062 | 6 | 8 | 120 | 0,2 | 0,005 |
| CT0805M6CCG | B72510T5060M062 | 6 | 8 | 120 | 0,2 | 0,005 |
| CT1206M6G | B72520T0060M062 | 6 | 8 | 200 | 0,4 | 0,008 |
| CT1210M6G | B72530T0060M062 | 6 | 8 | 300 | 0,7 | 0,010 |
| CT1812M6G | B72580T0060M062 | 6 | 8 | 500 | 1,0 | 0,015 |
| CT2220M6G | B72540T0060M062 | 6 | 8 | 1200 | 3,6 | 0,020 |
| CT0603M7G | B72500T0070M060 | 7 | 9 | 30 | 0,1 | 0,003 |
| CT0603L8G | B72500T0080L060 | 8 | 11 | 30 | 0,1 | 0,003 |
| CT0805L8G | B72510T0080L062 | 8 | 11 | 120 | 0,2 | 0,005 |
| CT1206L8G | B72520T0080L062 | 8 | 11 | 200 | 0,5 | 0,008 |
| CT1210L8G | B72530T0080L062 | 8 | 11 | 400 | 1,0 | 0,010 |
| CT1812L8G | B72580T0080L062 | 8 | 11 | 800 | 1,8 | 0,015 |
| CT2220L8G | B72540T0080L062 | 8 | 11 | 1200 | 4,2 | 0,020 |
| CT0603K11G | B72500T0110K060 | 11 | 14 | 30 | 0,2 | 0,003 |
| CT0805K11G | B72510T0110K062 | 11 | 14 | 120 | 0,2 | 0,005 |
| CT1206K11G | B72520T0110K062 | 11 | 14 | 200 | 0,5 | 0,008 |
| CT1210K11G | B72530T0110K062 | 11 | 14 | 400 | 1,2 | 0,010 |
| CT1812K11G | B72580T0110K062 | 11 | 14 | 800 | 1,9 | 0,015 |
| CT2220K11G | B72540T0110K062 | 11 | 14 | 1200 | 5,4 | 0,020 |
| CT0402L14G | B72590T0140L060 | 14 | 16 | 10 | 0,01 | 0,003 |
| CT0603K14G | B72500T0140K060 | 14 | 18 | 30 | 0,2 | 0,003 |
| CT0805K14G | B72510T0140K062 | 14 | 18 | 120 | 0,3 | 0,005 |
| CT1206K14G | B72520T0140K062 | 14 | 18 | 200 | 0,5 | 0,008 |
| CT1210K14G | B72530T0140K062 | 14 | 18 | 400 | 1,5 | 0,010 |
| CT1812K14G | B72580T0140K062 | 14 | 18 | 800 | 2,3 | 0,015 |
| CT2220K14G | B72540T0140K062 | 14 | 18 | 1200 | 5,8 | 0,020 |

A wide range of HC, CC and LC types are available upon request (see 3.3.6, chapter "Applications").


Characteristics ($T_A = 25\text{ }^\circ\text{C}$)

| Type | V_V (1 mA) V | ΔV_V (1 mA) % | Max. clamping voltage | | C_{typ} (1 kHz) pF | L_{typ} nH | Derating curve Page | V/I char- acteristic Page |
|-------------|----------------------|-----------------------------|-----------------------|----------|----------------------------|-----------------|---------------------------|---------------------------------|
| | | | v V | i A | | | | |
| CT0603M4G | 8 | ± 20 | 19 | 1,0 | 200 | 1,0 | 238 | 266 |
| CT0805M4G | 8 | ± 20 | 19 | 1,0 | 700 | 1,5 | 238 | 267 |
| CT1206M4G | 8 | ± 20 | 17 | 1,0 | 1500 | 1,8 | 240 | 268 |
| CT1210M4G | 8 | ± 20 | 17 | 2,5 | 5000 | 1,8 | 241 | 269 |
| CT1812M4G | 8 | ± 20 | 17 | 5,0 | 10000 | 2,5 | 242 | 270 |
| CT2220M4G | 8 | ± 20 | 17 | 10,0 | 24000 | 3,0 | 245 | 271 |
| CT0603M6G | 11 | ± 20 | 27 | 1,0 | 200 | 1,0 | 238 | 266 |
| CT0805M6G | 11 | ± 20 | 27 | 1,0 | 600 | 1,5 | 239 | 267 |
| CT0805M6CCG | 11 | ± 20 | 27 | 1,0 | 1500 ¹⁾ | 1,5 | 239 | 267 |
| CT1206M6G | 11 | ± 20 | 25 | 1,0 | 1200 | 1,8 | 240 | 268 |
| CT1210M6G | 11 | ± 20 | 25 | 2,5 | 4000 | 1,8 | 241 | 269 |
| CT1812M6G | 11 | ± 20 | 25 | 5,0 | 8000 | 2,5 | 242 | 270 |
| CT2220M6G | 11 | ± 20 | 25 | 10,0 | 20000 | 3,0 | 245 | 271 |
| CT0603M7G | 12,5 | ± 20 | 30 | 1,0 | 200 | 1,0 | 238 | 266 |
| CT0603L8G | 15 | ± 15 | 33 | 1,0 | 150 | 1,0 | 238 | 266 |
| CT0805L8G | 15 | ± 15 | 33 | 1,0 | 500 | 1,5 | 239 | 267 |
| CT1206L8G | 15 | ± 15 | 30 | 1,0 | 1000 | 1,8 | 240 | 268 |
| CT1210L8G | 15 | ± 15 | 30 | 2,5 | 3000 | 1,8 | 242 | 269 |
| CT1812L8G | 15 | ± 15 | 30 | 5,0 | 6000 | 2,5 | 244 | 270 |
| CT2220L8G | 15 | ± 15 | 30 | 10,0 | 16000 | 3,0 | 245 | 271 |
| CT0603K11G | 18 | ± 10 | 35 | 1,0 | 100 | 1,0 | 238 | 266 |
| CT0805K11G | 18 | ± 10 | 35 | 1,0 | 400 | 1,5 | 239 | 267 |
| CT1206K11G | 18 | ± 10 | 33 | 1,0 | 800 | 1,8 | 240 | 268 |
| CT1210K11G | 18 | ± 10 | 33 | 2,5 | 2400 | 1,8 | 242 | 269 |
| CT1812K11G | 18 | ± 10 | 33 | 5,0 | 5000 | 2,5 | 244 | 270 |
| CT2220K11G | 18 | ± 10 | 33 | 10,0 | 12000 | 3,0 | 245 | 271 |
| CT0402L14G | 23,5 | ± 15 | 46 | 1,0 | 60 ²⁾ | 0,8 | 237 | 265 |
| CT0603K14G | 22 | ± 10 | 40 | 1,0 | 100 | 1,0 | 238 | 266 |
| CT0805K14G | 22 | ± 10 | 40 | 1,0 | 350 | 1,5 | 239 | 267 |
| CT1206K14G | 22 | ± 10 | 38 | 1,0 | 700 | 1,8 | 240 | 268 |
| CT1210K14G | 22 | ± 10 | 38 | 2,5 | 2000 | 1,8 | 242 | 269 |
| CT1812K14G | 22 | ± 10 | 38 | 5,0 | 4500 | 2,5 | 244 | 270 |
| CT2220K14G | 22 | ± 10 | 38 | 10,0 | 10000 | 3,0 | 245 | 271 |

1) C (1 MHz); ± 20%; 2) C_{typ} (1 MHz)

A wide range of HC, CC and LC types are available upon request (see 3.3.6, chapter "Applications").


SMD Varistors
Standard – Nickel Barrier Termination (available upon request)
Maximum ratings (0402 ... 0603: $T_A = 85\text{ °C}$; 0805 ... 2220: $T_A = 125\text{ °C}$)

| Type | Ordering code | V_{RMS} | V_{DC} | i_{max} 8/20 μ s A | W_{max} (2 ms) J | P_{max} W |
|--------------|-----------------|-----------|----------|--------------------------------|--------------------------|----------------|
| SIOV- | | V | V | | | |
| CT0603K17G | B72500T0170K060 | 17 | 22 | 30 | 0,2 | 0,003 |
| CT0603K17LCG | B72500T2170K060 | 17 | 22 | 10 | 0,1 | 0,001 |
| CT0805K17G | B72510T0170K062 | 17 | 22 | 120 | 0,3 | 0,005 |
| CT0805K17LCG | B72510T2170K062 | 17 | 22 | 30 | 0,1 | 0,004 |
| CT1206K17G | B72520T0170K062 | 17 | 22 | 200 | 0,6 | 0,008 |
| CT1210K17G | B72530T0170K062 | 17 | 22 | 400 | 1,7 | 0,010 |
| CT1812K17G | B72580T0170K062 | 17 | 22 | 800 | 2,7 | 0,015 |
| CT2220K17G | B72540T0170K062 | 17 | 22 | 1200 | 7,2 | 0,020 |
| CT0603K20G | B72500T0200K060 | 20 | 26 | 30 | 0,2 | 0,003 |
| CT0805K20G | B72510T0200K062 | 20 | 26 | 80 | 0,3 | 0,005 |
| CT1206K20G | B72520T0200K062 | 20 | 26 | 200 | 0,7 | 0,008 |
| CT1210K20G | B72530T0200K062 | 20 | 26 | 400 | 1,9 | 0,010 |
| CT1812K20G | B72580T0200K062 | 20 | 26 | 800 | 3,0 | 0,015 |
| CT2220K20G | B72540T0200K062 | 20 | 26 | 1200 | 7,8 | 0,020 |
| CT0603K25G | B72500T0250K060 | 25 | 31 | 30 | 0,3 | 0,003 |
| CT0805K25G | B72510T0250K062 | 25 | 31 | 80 | 0,3 | 0,005 |
| CT1206K25G | B72520T0250K062 | 25 | 31 | 200 | 1,0 | 0,008 |
| CT1210K25G | B72530T0250K062 | 25 | 31 | 300 | 1,7 | 0,010 |
| CT1812K25G | B72580T0250K062 | 25 | 31 | 800 | 3,7 | 0,015 |
| CT2220K25G | B72540T0250K062 | 25 | 31 | 1200 | 9,6 | 0,020 |
| CT0805K30G | B72510T0300K062 | 30 | 38 | 80 | 0,3 | 0,005 |
| CT1206K30G | B72520T0300K062 | 30 | 38 | 200 | 1,1 | 0,008 |
| CT1210K30G | B72530T0300K062 | 30 | 38 | 300 | 2,0 | 0,010 |
| CT1812K30G | B72580T0300K062 | 30 | 38 | 800 | 4,2 | 0,015 |
| CT2220K30G | B72540T0300K062 | 30 | 38 | 1200 | 12,0 | 0,020 |
| CT1206K35G | B72520T0350K062 | 35 | 45 | 100 | 0,4 | 0,008 |
| CT1210K35G | B72530T0350K062 | 35 | 45 | 250 | 2,0 | 0,010 |
| CT1812K35G | B72580T0350K062 | 35 | 45 | 500 | 4,0 | 0,015 |
| CT2220K35G | B72540T0350K062 | 35 | 45 | 1000 | 7,7 | 0,020 |
| CT1206K40G | B72520T0400K062 | 40 | 56 | 100 | 0,5 | 0,008 |
| CT1210K40G | B72530T0400K062 | 40 | 56 | 250 | 2,3 | 0,010 |
| CT1812K40G | B72580T0400K062 | 40 | 56 | 500 | 4,8 | 0,015 |
| CT2220K40G | B72540T0400K062 | 40 | 56 | 1000 | 9,0 | 0,020 |

A wide range of HC, CC and LC types are available upon request (see 3.3.6, chapter "Applications").


Characteristics ($T_A = 25\text{ }^\circ\text{C}$)

| Type | V_V (1 mA) V | ΔV_V (1 mA) % | Max. clamping voltage | | C_{typ} (1 kHz) pF | L_{typ} nH | Derating curve Page | V/I char- acteristic Page |
|--------------|----------------------|-----------------------------|-----------------------|----------|----------------------------|-----------------|---------------------------|---------------------------------|
| | | | v V | i A | | | | |
| CT0603K17G | 27 | ± 10 | 46 | 1,0 | 100 | 1,0 | 238 | 266 |
| CT0603K17LCG | 27 | ± 10 | 50 | 1,0 | < 50 | 1,0 | 237 | 266 |
| CT0805K17G | 27 | ± 10 | 46 | 1,0 | 400 | 1,5 | 239 | 267 |
| CT0805K17LCG | 27 | +22/-8 ¹⁾ | 50 | 1,0 | < 100 | 1,0 | 238 | 267 |
| CT1206K17G | 27 | ± 10 | 44 | 1,0 | 650 | 1,8 | 240 | 268 |
| CT1210K17G | 27 | ± 10 | 44 | 2,5 | 1800 | 1,8 | 242 | 269 |
| CT1812K17G | 27 | ± 10 | 44 | 5,0 | 4000 | 2,5 | 244 | 270 |
| CT2220K17G | 27 | ± 10 | 44 | 10,0 | 9000 | 3,0 | 245 | 271 |
| CT0603K20G | 33 | ± 10 | 56 | 1,0 | 90 | 1,0 | 238 | 266 |
| CT0805K20G | 33 | ± 10 | 56 | 1,0 | 300 | 1,5 | 239 | 267 |
| CT1206K20G | 33 | ± 10 | 54 | 1,0 | 600 | 1,8 | 240 | 268 |
| CT1210K20G | 33 | ± 10 | 54 | 2,5 | 1500 | 1,8 | 242 | 269 |
| CT1812K20G | 33 | ± 10 | 54 | 5,0 | 3000 | 2,5 | 244 | 270 |
| CT2220K20G | 33 | ± 10 | 54 | 10,0 | 7000 | 3,0 | 245 | 271 |
| CT0603K25G | 39 | ± 10 | 67 | 1,0 | 90 ²⁾ | 1,0 | 238 | 266 |
| CT0805K25G | 39 | ± 10 | 67 | 1,0 | 250 | 1,5 | 239 | 267 |
| CT1206K25G | 39 | ± 10 | 65 | 1,0 | 550 | 1,8 | 240 | 268 |
| CT1210K25G | 39 | ± 10 | 65 | 2,5 | 1200 | 1,8 | 241 | 269 |
| CT1812K25G | 39 | ± 10 | 65 | 5,0 | 2500 | 2,5 | 244 | 270 |
| CT2220K25G | 39 | ± 10 | 65 | 10,0 | 5000 | 3,0 | 245 | 271 |
| CT0805K30G | 47 | ± 10 | 77 | 1,0 | 200 | 1,0 | 239 | 267 |
| CT1206K30G | 47 | ± 10 | 77 | 1,0 | 500 | 1,8 | 240 | 268 |
| CT1210K30G | 47 | ± 10 | 77 | 2,5 | 1000 | 1,8 | 241 | 269 |
| CT1812K30G | 47 | ± 10 | 77 | 5,0 | 2000 | 2,5 | 244 | 270 |
| CT2220K30G | 47 | ± 10 | 77 | 10,0 | 4000 | 3,0 | 245 | 271 |
| CT1206K35G | 56 | ± 10 | 90 | 1,0 | 200 | 1,8 | 238 | 268 |
| CT1210K35G | 56 | ± 10 | 90 | 2,5 | 600 | 1,8 | 241 | 269 |
| CT1812K35G | 56 | ± 10 | 90 | 5,0 | 1200 | 2,5 | 242 | 270 |
| CT2220K35G | 56 | ± 10 | 90 | 10,0 | 2500 | 3,0 | 245 | 271 |
| CT1206K40G | 68 | ± 10 | 110 | 1,0 | 250 | 1,8 | 238 | 268 |
| CT1210K40G | 68 | ± 10 | 110 | 2,5 | 500 | 1,8 | 241 | 269 |
| CT1812K40G | 68 | ± 10 | 110 | 5,0 | 1000 | 2,5 | 242 | 270 |
| CT2220K40G | 68 | ± 10 | 110 | 10,0 | 2000 | 3,0 | 245 | 271 |

1) Tolerance differs from standard; 2) C_{typ} (1 MHz)

A wide range of HC, CC and LC types are available upon request (see 3.3.6, chapter "Applications").


SMD Varistors
Standard – Nickel Barrier Termination (available upon request)
Maximum ratings (0402 ... 0603: $T_A = 85\text{ °C}$; 0805 ... 2220: $T_A = 125\text{ °C}$)

| Type | Ordering code | V_{RMS} | V_{DC} | i_{max} 8/20 μ s A | W_{max} (2 ms) J | P_{max} W |
|------------|-----------------|-----------|----------|--------------------------------|--------------------------|----------------|
| SIOV- | | V | V | | | |
| CT1206K50G | B72520T0500K062 | 50 | 65 | 100 | 0,6 | 0,008 |
| CT1210K50G | B72530T0500K062 | 50 | 65 | 200 | 1,6 | 0,010 |
| CT1812K50G | B72580T0500K062 | 50 | 65 | 400 | 4,5 | 0,015 |
| CT2220K50G | B72540T0500K062 | 50 | 65 | 800 | 5,6 | 0,020 |
| CT1206K60G | B72520T0600K062 | 60 | 85 | 100 | 0,7 | 0,008 |
| CT1210K60G | B72530T0600K062 | 60 | 85 | 200 | 2,0 | 0,010 |
| CT1812K60G | B72580T0600K062 | 60 | 85 | 400 | 5,8 | 0,015 |
| CT2220K60G | B72540T0600K062 | 60 | 85 | 800 | 6,8 | 0,020 |

A wide range of HC, CC and LC types are available upon request (see 3.3.6, chapter "Applications").


Characteristics ($T_A = 25\text{ °C}$)

| Type | V_V (1 mA) V | ΔV_V (1 mA) % | Max. clamping voltage | | C_{typ} (1 kHz) pF | L_{typ} nH | Derating curve Page | V/I char- acteristic Page |
|------------|----------------------|-----------------------------|-----------------------|----------|----------------------------|-----------------|---------------------------|---------------------------------|
| | | | v V | i A | | | | |
| CT1206K50G | 82 | ± 10 | 135 | 1,0 | 120 | 1,8 | 238 | 268 |
| CT1210K50G | 82 | ± 10 | 135 | 2,5 | 250 | 1,8 | 240 | 269 |
| CT1812K50G | 82 | ± 10 | 135 | 5,0 | 500 | 2,5 | 242 | 270 |
| CT2220K50G | 82 | ± 10 | 135 | 10,0 | 1000 | 3,0 | 244 | 271 |
| CT1206K60G | 100 | ± 10 | 165 | 1,0 | 100 | 1,8 | 238 | 268 |
| CT1210K60G | 100 | ± 10 | 165 | 2,5 | 200 | 1,8 | 240 | 269 |
| CT1812K60G | 100 | ± 10 | 165 | 5,0 | 400 | 2,5 | 242 | 270 |
| CT2220K60G | 100 | ± 10 | 165 | 10,0 | 800 | 3,0 | 244 | 271 |

A wide range of HC, CC and LC types are available upon request (see 3.3.6, chapter "Applications").


SMD Varistors
Standard – Silver Palladium Termination (0402: Silver Platinum)
Maximum ratings (0402 ... 0603: $T_A = 85\text{ °C}$; 0805 ... 2220: $T_A = 125\text{ °C}$)

| Type | Ordering code | V_{RMS} | V_{DC} | i_{max} 8/20 μ s A | W_{max} (2 ms) J | P_{max} W |
|--------------|-----------------|-----------|----------|--------------------------------|--------------------------|----------------|
| SIOV- | | V | V | | | |
| CN0603M4G | B72500V0040M060 | 4 | 5,5 | 30 | 0,1 | 0,003 |
| CN0805M4G | B72510V0040M062 | 4 | 5,5 | 100 | 0,1 | 0,005 |
| CN1206M4G | B72520V0040M062 | 4 | 5,5 | 150 | 0,3 | 0,008 |
| CN1210M4G | B72530V0040M062 | 4 | 5,5 | 250 | 0,4 | 0,010 |
| CN1812M4G | B72580V0040M062 | 4 | 5,5 | 500 | 0,8 | 0,015 |
| CN2220M4G | B72540V0040M062 | 4 | 5,5 | 1000 | 1,4 | 0,020 |
| CN0603M6G | B72500V0060M060 | 6 | 8 | 30 | 0,1 | 0,003 |
| CN0805M6G | B72510V0060M062 | 6 | 8 | 120 | 0,2 | 0,005 |
| CN0805M6CCG | B72510V5060M062 | 6 | 8 | 120 | 0,2 | 0,005 |
| CN1206M6G | B72520V0060M062 | 6 | 8 | 200 | 0,4 | 0,008 |
| CN1210M6G | B72530V0060M062 | 6 | 8 | 300 | 0,7 | 0,010 |
| CN1812M6G | B72580V0060M062 | 6 | 8 | 500 | 1,0 | 0,015 |
| CN2220M6G | B72540V0060M062 | 6 | 8 | 1200 | 3,6 | 0,020 |
| CN0603M7G | B72500V0070M060 | 7 | 9 | 30 | 0,1 | 0,003 |
| CN0603L8G | B72500V0080L060 | 8 | 11 | 30 | 0,1 | 0,003 |
| CN0805L8G | B72510V0080L062 | 8 | 11 | 120 | 0,2 | 0,005 |
| CN1206L8G | B72520V0080L062 | 8 | 11 | 200 | 0,5 | 0,008 |
| CN1210L8G | B72530V0080L062 | 8 | 11 | 400 | 1,0 | 0,010 |
| CN1812L8G | B72580V0080L062 | 8 | 11 | 800 | 1,8 | 0,015 |
| CN2220L8G | B72540V0080L062 | 8 | 11 | 1200 | 4,2 | 0,020 |
| CN0603K11G | B72500V0110K060 | 11 | 14 | 30 | 0,2 | 0,003 |
| CN0805K11G | B72510V0110K062 | 11 | 14 | 120 | 0,2 | 0,005 |
| CN1206K11G | B72520V0110K062 | 11 | 14 | 200 | 0,5 | 0,008 |
| CN1210K11G | B72530V0110K062 | 11 | 14 | 400 | 1,2 | 0,010 |
| CN1812K11G | B72580V0110K062 | 11 | 14 | 800 | 1,9 | 0,015 |
| CN2220K11G | B72540V0110K062 | 11 | 14 | 1200 | 5,4 | 0,020 |
| CN0402L14GK2 | B72592V0140L060 | 14 | 16 | 10 | 0,01 | 0,003 |
| CN0603K14G | B72500V0140K060 | 14 | 18 | 30 | 0,2 | 0,003 |
| CN0805K14G | B72510V0140K062 | 14 | 18 | 120 | 0,3 | 0,005 |
| CN1206K14G | B72520V0140K062 | 14 | 18 | 200 | 0,5 | 0,008 |
| CN1210K14G | B72530V0140K062 | 14 | 18 | 400 | 1,5 | 0,010 |
| CN1812K14G | B72580V0140K062 | 14 | 18 | 800 | 2,3 | 0,015 |
| CN2220K14G | B72540V0140K062 | 14 | 18 | 1200 | 5,8 | 0,020 |


A wide range of HC, CC and LC types are available upon request (see 3.3.6, chapter "Applications").


Characteristics ($T_A = 25\text{ }^\circ\text{C}$)

| Type | V_V (1 mA) V | ΔV_V (1 mA) % | Max. clamping voltage | | C_{typ} (1 kHz) pF | L_{typ} nH | Derating curve Page | V/I char- acteristic Page |
|--------------|----------------------|-----------------------------|-----------------------|----------|----------------------------|-----------------|---------------------------|---------------------------------|
| | | | v V | i A | | | | |
| CN0603M4G | 8 | ± 20 | 19 | 1,0 | 200 | 1,0 | 238 | 266 |
| CN0805M4G | 8 | ± 20 | 19 | 1,0 | 700 | 1,5 | 238 | 267 |
| CN1206M4G | 8 | ± 20 | 17 | 1,0 | 1500 | 1,8 | 240 | 268 |
| CN1210M4G | 8 | ± 20 | 17 | 2,5 | 5000 | 1,8 | 241 | 269 |
| CN1812M4G | 8 | ± 20 | 17 | 5,0 | 10000 | 2,5 | 242 | 270 |
| CN2220M4G | 8 | ± 20 | 17 | 10,0 | 24000 | 3,0 | 245 | 271 |
| CN0603M6G | 11 | ± 20 | 27 | 1,0 | 200 | 1,0 | 238 | 266 |
| CN0805M6G | 11 | ± 20 | 27 | 1,0 | 600 | 1,5 | 239 | 267 |
| CN0805M6CCG | 11 | ± 20 | 27 | 1,0 | 1500 ¹⁾ | 1,5 | 239 | 267 |
| CN1206M6G | 11 | ± 20 | 25 | 1,0 | 1200 | 1,8 | 240 | 268 |
| CN1210M6G | 11 | ± 20 | 25 | 2,5 | 4000 | 1,8 | 241 | 269 |
| CN1812M6G | 11 | ± 20 | 25 | 5,0 | 8000 | 2,5 | 242 | 270 |
| CN2220M6G | 11 | ± 20 | 25 | 10,0 | 20000 | 3,0 | 245 | 271 |
| CN0603M7G | 12,5 | ± 20 | 30 | 1,0 | 200 | 1,0 | 238 | 266 |
| CN0603L8G | 15 | ± 15 | 33 | 1,0 | 150 | 1,0 | 238 | 266 |
| CN0805L8G | 15 | ± 15 | 33 | 1,0 | 500 | 1,5 | 239 | 267 |
| CN1206L8G | 15 | ± 15 | 30 | 1,0 | 1000 | 1,8 | 240 | 268 |
| CN1210L8G | 15 | ± 15 | 30 | 2,5 | 3000 | 1,8 | 242 | 269 |
| CN1812L8G | 15 | ± 15 | 30 | 5,0 | 6000 | 2,5 | 244 | 270 |
| CN2220L8G | 15 | ± 15 | 30 | 10,0 | 16000 | 3,0 | 245 | 271 |
| CN0603K11G | 18 | ± 10 | 35 | 1,0 | 100 | 1,0 | 238 | 266 |
| CN0805K11G | 18 | ± 10 | 35 | 1,0 | 400 | 1,5 | 239 | 267 |
| CN1206K11G | 18 | ± 10 | 33 | 1,0 | 800 | 1,8 | 240 | 268 |
| CN1210K11G | 18 | ± 10 | 33 | 2,5 | 2400 | 1,8 | 242 | 269 |
| CN1812K11G | 18 | ± 10 | 33 | 5,0 | 5000 | 2,5 | 244 | 270 |
| CN2220K11G | 18 | ± 10 | 33 | 10,0 | 12000 | 3,0 | 245 | 271 |
| CN0402L14GK2 | 23,5 | ± 15 | 46 | 1,0 | 60 ²⁾ | 0,8 | 237 | 265 |
| CN0603K14G | 22 | ± 10 | 40 | 1,0 | 100 | 1,0 | 238 | 266 |
| CN0805K14G | 22 | ± 10 | 40 | 1,0 | 350 | 1,5 | 239 | 267 |
| CN1206K14G | 22 | ± 10 | 38 | 1,0 | 700 | 1,8 | 240 | 268 |
| CN1210K14G | 22 | ± 10 | 38 | 2,5 | 2000 | 1,8 | 242 | 269 |
| CN1812K14G | 22 | ± 10 | 38 | 5,0 | 4500 | 2,5 | 244 | 270 |
| CN2220K14G | 22 | ± 10 | 38 | 10,0 | 10000 | 3,0 | 245 | 271 |


1) C (1 MHz); ± 20%; 2) C_{typ} (1 MHz)

A wide range of HC, CC and LC types are available upon request (see 3.3.6, chapter "Applications").


SMD Varistors
Standard – Silver Palladium Termination (0402: Silver Platinum)
Maximum ratings (0402 ... 0603: $T_A = 85\text{ °C}$; 0805 ... 2220: $T_A = 125\text{ °C}$)

| Type | Ordering code | V_{RMS} | V_{DC} | i_{max} 8/20 μ s A | W_{max} (2 ms) J | P_{max} W |
|--------------|-----------------|-----------|----------|--------------------------------|--------------------------|----------------|
| SIOV- | | V | V | | | |
| CN0603K17G | B72500V0170K060 | 17 | 22 | 30 | 0,2 | 0,003 |
| CN0603K17LCG | B72500V2170K060 | 17 | 22 | 10 | 0,1 | 0,001 |
| CN0805K17G | B72510V0170K062 | 17 | 22 | 120 | 0,3 | 0,005 |
| CN0805K17LCG | B72510V2170K062 | 17 | 22 | 30 | 0,1 | 0,004 |
| CN1206K17G | B72520V0170K062 | 17 | 22 | 200 | 0,6 | 0,008 |
| CN1210K17G | B72530V0170K062 | 17 | 22 | 400 | 1,7 | 0,010 |
| CN1812K17G | B72580V0170K062 | 17 | 22 | 800 | 2,7 | 0,015 |
| CN2220K17G | B72540V0170K062 | 17 | 22 | 1200 | 7,2 | 0,020 |
| CN0603K20G | B72500V0200K060 | 20 | 26 | 30 | 0,3 | 0,003 |
| CN0805K20G | B72510V0200K062 | 20 | 26 | 80 | 0,3 | 0,005 |
| CN1206K20G | B72520V0200K062 | 20 | 26 | 200 | 0,7 | 0,008 |
| CN1210K20G | B72530V0200K062 | 20 | 26 | 400 | 1,9 | 0,010 |
| CN1812K20G | B72580V0200K062 | 20 | 26 | 800 | 3,0 | 0,015 |
| CN2220K20G | B72540V0200K062 | 20 | 26 | 1200 | 7,8 | 0,020 |
| CN0603K25G | B72500V0250K060 | 25 | 31 | 30 | 0,3 | 0,003 |
| CN0805K25G | B72510V0250K062 | 25 | 31 | 80 | 0,3 | 0,005 |
| CN1206K25G | B72520V0250K062 | 25 | 31 | 200 | 1,0 | 0,008 |
| CN1210K25G | B72530V0250K062 | 25 | 31 | 300 | 1,7 | 0,010 |
| CN1812K25G | B72580V0250K062 | 25 | 31 | 800 | 3,7 | 0,015 |
| CN2220K25G | B72540V0250K062 | 25 | 31 | 1200 | 9,6 | 0,020 |
| CN0805K30G | B72510V0300K062 | 30 | 38 | 80 | 0,3 | 0,005 |
| CN1206K30G | B72520V0300K062 | 30 | 38 | 200 | 1,1 | 0,008 |
| CN1210K30G | B72530V0300K062 | 30 | 38 | 300 | 2,0 | 0,010 |
| CN1812K30G | B72580V0300K062 | 30 | 38 | 800 | 4,2 | 0,015 |
| CN2220K30G | B72540V0300K062 | 30 | 38 | 1200 | 12,0 | 0,020 |
| CN1206K35G | B72520V0350K062 | 35 | 45 | 100 | 0,4 | 0,008 |
| CN1210K35G | B72530V0350K062 | 35 | 45 | 250 | 2,0 | 0,010 |
| CN1812K35G | B72580V0350K062 | 35 | 45 | 500 | 4,0 | 0,015 |
| CN2220K35G | B72540V0350K062 | 35 | 45 | 1000 | 7,7 | 0,020 |
| CN1206K40G | B72520V0400K062 | 40 | 56 | 100 | 0,5 | 0,008 |
| CN1210K40G | B72530V0400K062 | 40 | 56 | 250 | 2,3 | 0,010 |
| CN1812K40G | B72580V0400K062 | 40 | 56 | 500 | 4,8 | 0,015 |
| CN2220K40G | B72540V0400K062 | 40 | 56 | 1000 | 9,0 | 0,020 |

A wide range of HC, CC and LC types are available upon request (see 3.3.6, chapter "Applications").


Characteristics ($T_A = 25\text{ }^\circ\text{C}$)

| Type | V_V (1 mA) V | ΔV_V (1 mA) % | Max. clamping voltage | | C_{typ} (1 kHz) pF | L_{typ} nH | Derating curve Page | V/I char- acteristic Page |
|--------------|----------------------|-----------------------------|-----------------------|----------|----------------------------|-----------------|---------------------------|---------------------------------|
| | | | v V | i A | | | | |
| CN0603K17G | 27 | ± 10 | 46 | 1,0 | 100 | 1,0 | 238 | 266 |
| CN0603K17LCG | 27 | ± 10 | 50 | 1,0 | < 50 | 1,0 | 237 | 266 |
| CN0805K17G | 27 | ± 10 | 46 | 1,0 | 400 | 1,5 | 239 | 267 |
| CN0805K17LCG | 27 | +22/-8 ¹⁾ | 50 | 1,0 | < 100 | 1,0 | 238 | 267 |
| CN1206K17G | 27 | ± 10 | 44 | 1,0 | 650 | 1,8 | 240 | 268 |
| CN1210K17G | 27 | ± 10 | 44 | 2,5 | 1800 | 1,8 | 242 | 269 |
| CN1812K17G | 27 | ± 10 | 44 | 5,0 | 4000 | 2,5 | 244 | 270 |
| CN2220K17G | 27 | ± 10 | 44 | 10,0 | 9000 | 3,0 | 245 | 271 |
| CN0603K20G | 33 | ± 10 | 56 | 1,0 | 90 | 1,0 | 238 | 266 |
| CN0805K20G | 33 | ± 10 | 56 | 1,0 | 300 | 1,5 | 239 | 267 |
| CN1206K20G | 33 | ± 10 | 54 | 1,0 | 600 | 1,8 | 240 | 268 |
| CN1210K20G | 33 | ± 10 | 54 | 2,5 | 1500 | 1,8 | 242 | 269 |
| CN1812K20G | 33 | ± 10 | 54 | 5,0 | 3000 | 2,5 | 244 | 270 |
| CN2220K20G | 33 | ± 10 | 54 | 10,0 | 7000 | 3,0 | 245 | 271 |
| CN0603K25G | 39 | ± 10 | 67 | 1,0 | 90 ²⁾ | 1,0 | 238 | 266 |
| CN0805K25G | 39 | ± 10 | 67 | 1,0 | 250 | 1,5 | 239 | 267 |
| CN1206K25G | 39 | ± 10 | 65 | 1,0 | 550 | 1,8 | 240 | 268 |
| CN1210K25G | 39 | ± 10 | 65 | 2,5 | 1200 | 1,8 | 241 | 269 |
| CN1812K25G | 39 | ± 10 | 65 | 5,0 | 2500 | 2,5 | 244 | 270 |
| CN2220K25G | 39 | ± 10 | 65 | 10,0 | 5000 | 3,0 | 245 | 271 |
| CN0805K30G | 47 | ± 10 | 77 | 1,0 | 200 | 1,0 | 239 | 267 |
| CN1206K30G | 47 | ± 10 | 77 | 1,0 | 500 | 1,8 | 240 | 268 |
| CN1210K30G | 47 | ± 10 | 77 | 2,5 | 1000 | 1,8 | 241 | 269 |
| CN1812K30G | 47 | ± 10 | 77 | 5,0 | 2000 | 2,5 | 244 | 270 |
| CN2220K30G | 47 | ± 10 | 77 | 10,0 | 4000 | 3,0 | 245 | 271 |
| CN1206K35G | 56 | ± 10 | 90 | 1,0 | 200 | 1,8 | 238 | 268 |
| CN1210K35G | 56 | ± 10 | 90 | 2,5 | 600 | 1,8 | 241 | 269 |
| CN1812K35G | 56 | ± 10 | 90 | 5,0 | 1200 | 2,5 | 242 | 270 |
| CN2220K35G | 56 | ± 10 | 90 | 10,0 | 2500 | 3,0 | 245 | 271 |
| CN1206K40G | 68 | ± 10 | 110 | 1,0 | 250 | 1,8 | 238 | 268 |
| CN1210K40G | 68 | ± 10 | 110 | 2,5 | 500 | 1,8 | 241 | 269 |
| CN1812K40G | 68 | ± 10 | 110 | 5,0 | 1000 | 2,5 | 242 | 270 |
| CN2220K40G | 68 | ± 10 | 110 | 10,0 | 2000 | 3,0 | 245 | 271 |

1) Tolerance differs from standard; 2) C_{typ} (1 MHz)

A wide range of HC, CC and LC types are available upon request (see 3.3.6, chapter "Applications").


SMD Varistors
Standard – Silver Palladium Termination (0402: Silver Platinum)

Maximum ratings (0402 ... 0603: $T_A = 85\text{ °C}$; 0805 ... 2220: $T_A = 125\text{ °C}$)

| Type | Ordering code | V_{RMS} | V_{DC} | i_{max} 8/20 μ s A | W_{max} (2 ms) J | P_{max} W |
|------------|-----------------|-----------|----------|--------------------------------|--------------------------|----------------|
| SIOV- | | V | V | | | |
| CN1206K50G | B72520V0500K062 | 50 | 65 | 100 | 0,6 | 0,008 |
| CN1210K50G | B72530V0500K062 | 50 | 65 | 200 | 1,6 | 0,010 |
| CN1812K50G | B72580V0500K062 | 50 | 65 | 400 | 4,5 | 0,015 |
| CN2220K50G | B72540V0500K062 | 50 | 65 | 800 | 5,6 | 0,020 |
| CN1206K60G | B72520V0600K062 | 60 | 85 | 100 | 0,7 | 0,008 |
| CN1210K60G | B72530V0600K062 | 60 | 85 | 200 | 2,0 | 0,010 |
| CN1812K60G | B72580V0600K062 | 60 | 85 | 400 | 5,8 | 0,015 |
| CN2220K60G | B72540V0600K062 | 60 | 85 | 800 | 6,8 | 0,020 |

A wide range of HC, CC and LC types are available upon request (see 3.3.6, chapter "Applications").


Characteristics ($T_A = 25\text{ °C}$)

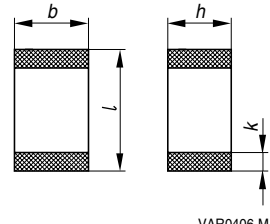
| Type | V_V (1 mA) V | ΔV_V (1 mA) % | Max. clamping voltage | | C_{typ} (1 kHz) pF | L_{typ} nH | Derating curve Page | V/I char- acteristic Page |
|------------|----------------------|-----------------------------|-----------------------|----------|----------------------------|-----------------|---------------------------|---------------------------------|
| | | | v V | i A | | | | |
| CN1206K50G | 82 | ± 10 | 135 | 1,0 | 120 | 1,8 | 238 | 268 |
| CN1210K50G | 82 | ± 10 | 135 | 2,5 | 250 | 1,8 | 240 | 269 |
| CN1812K50G | 82 | ± 10 | 135 | 5,0 | 500 | 2,5 | 242 | 270 |
| CN2220K50G | 82 | ± 10 | 135 | 10,0 | 1000 | 3,0 | 244 | 271 |
| CN1206K60G | 100 | ± 10 | 165 | 1,0 | 100 | 1,8 | 238 | 268 |
| CN1210K60G | 100 | ± 10 | 165 | 2,5 | 200 | 1,8 | 240 | 269 |
| CN1812K60G | 100 | ± 10 | 165 | 5,0 | 400 | 2,5 | 242 | 270 |
| CN2220K60G | 100 | ± 10 | 165 | 10,0 | 800 | 3,0 | 244 | 271 |

A wide range of HC, CC and LC types are available upon request (see 3.3.6, chapter "Applications").



SMD Varistors

MLV; Standard Series



Weight: < 0,2 g

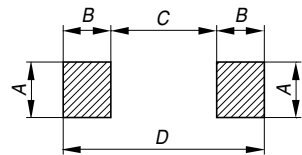
VAR0406-M

Termination acc. CECC 32101-801

Dimensions

| Type | <i>l</i> mm | <i>b</i> mm | <i>h</i> mm | <i>k</i> mm |
|----------------|----------------|----------------|----------------|----------------|
| SIOV-CT/CN0402 | 1,0 ± 0,15 | 0,50 ± 0,10 | 0,6 max. | 0,1 ... 0,3 |
| SIOV-CT/CN0603 | 1,6 ± 0,15 | 0,80 ± 0,10 | 0,9 max. | 0,1 ... 0,4 |
| SIOV-CT/CN0805 | 2,0 ± 0,20 | 1,25 ± 0,15 | 1,4 max. | 0,13 ... 0,75 |
| SIOV-CT/CN1206 | 3,2 ± 0,30 | 1,60 ± 0,20 | 1,7 max. | 0,25 ... 0,75 |
| SIOV-CT/CN1210 | 3,2 ± 0,30 | 2,50 ± 0,25 | 1,7 max. | 0,25 ... 0,75 |
| SIOV-CT/CN1812 | 4,5 ± 0,40 | 3,20 ± 0,30 | 2,5 max. | 0,25 ... 1,0 |
| SIOV-CT/CN2220 | 5,7 ± 0,40 | 5,00 ± 0,40 | 2,5 max. | 0,25 ... 1,0 |

Termination: nickel barrier (CT) or silver palladium (CN)



VAR0391-D

Recommended solder pad layout

| Type | <i>A</i> mm | <i>B</i> mm | <i>C</i> mm | <i>D</i> mm |
|----------------|----------------|----------------|----------------|----------------|
| SIOV-CT/CN0402 | 0,6 | 0,6 | 0,5 | 1,7 |
| SIOV-CT/CN0603 | 1,0 | 1,0 | 1,0 | 3,0 |
| SIOV-CT/CN0805 | 1,4 | 1,2 | 1,0 | 3,4 |
| SIOV-CT/CN1206 | 1,8 | 1,2 | 2,1 | 4,5 |
| SIOV-CT/CN1210 | 2,8 | 1,2 | 2,1 | 4,5 |
| SIOV-CT/CN1812 | 3,6 | 1,5 | 3,0 | 6,0 |
| SIOV-CT/CN2220 | 5,5 | 1,5 | 4,2 | 7,2 |

Herausgegeben von EPCOS AG

Unternehmenskommunikation, Postfach 80 17 09, 81617 München, DEUTSCHLAND

☎ ++49 89 636 09, FAX (0 89) 636-2 26 89

© EPCOS AG 2002. Vervielfältigung, Veröffentlichung, Verbreitung und Verwertung dieser Broschüre und ihres Inhalts ohne ausdrückliche Genehmigung der EPCOS AG nicht gestattet.

Bestellungen unterliegen den vom ZVEI empfohlenen Allgemeinen Lieferbedingungen für Erzeugnisse und Leistungen der Elektroindustrie, soweit nichts anderes vereinbart wird.

Diese Broschüre ersetzt die vorige Ausgabe.

Fragen über Technik, Preise und Liefermöglichkeiten richten Sie bitte an den Ihnen nächstgelegenen Vertrieb der EPCOS AG oder an unsere Vertriebsgesellschaften im Ausland. Bauelemente können aufgrund technischer Erfordernisse Gefahrstoffe enthalten. Auskünfte darüber bitten wir unter Angabe des betreffenden Typs ebenfalls über die zuständige Vertriebsgesellschaft einzuholen.

Published by EPCOS AG

Corporate Communications, P.O. Box 80 17 09, 81617 Munich, GERMANY

☎ ++49 89 636 09, FAX (0 89) 636-2 26 89

© EPCOS AG 2002. Reproduction, publication and dissemination of this brochure and the information contained therein without EPCOS' prior express consent is prohibited.

Purchase orders are subject to the General Conditions for the Supply of Products and Services of the Electrical and Electronics Industry recommended by the ZVEI (German Electrical and Electronic Manufacturers' Association), unless otherwise agreed.

This brochure replaces the previous edition.

For questions on technology, prices and delivery please contact the Sales Offices of EPCOS AG or the international Representatives.

Due to technical requirements components may contain dangerous substances. For information on the type in question please also contact one of our Sales Offices.