










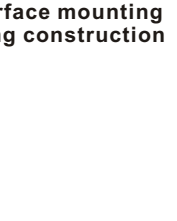

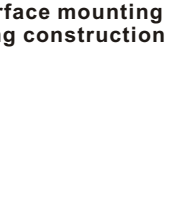

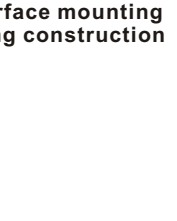


Heavy Duty Connector(Hoods&Housings)

D6B ▪ Series	Type	Thread	D6B ▪ Series	Type	Thread
Hoods			Housings		
	D6B-SE-2g-M20	M20		D6B-BK-1L	—
	D6B-SE-2g-M25	M25		With plastic cover D6B-BK-1L-CV	—
	D6B-SE-2g-PG13.5	PG13.5		With metal cover D6B-BK-1L-MCV	—
	D6B-SE-2g-PG16	PG16			
Side entry			Bulkhead mounting		
Hoods			Housings		
	D6B-SEH-2g-M25	M25		D6B-SF-1L-M20	M20
	D6B-SEH-2g-M32	M32		D6B-SF-1L-2M20	2M20
	D6B-SEH-2g-PG21	PG21		D6B-SF-1L-M25	M25
	D6B-SEH-2g-PG29	PG29		D6B-SF-1L-2M25	2M25
				D6B-SF-1L-PG16	PG16
Side entry Hing construction			Surface mounting		
Hoods			Housings		
	D6B-TE-2g-M20	M20		With plastic cover D6B-SF-1L-CV-M20	M20
	D6B-TE-2g-PG13.5	PG13.5		D6B-SF-1L-CV-2M20	2M20
	D6B-TE-2g-PG16	PG16		D6B-SF-1L-CV-M25	M25
				D6B-SF-1L-CV-2M25	2M25
Top entry			Surface mounting		
Hoods			Housings		
	D6B-TEH-2g-M25	M25		D6B-SF-1L-CV-PG16	PG16
	D6B-TEH-2g-M32	M32		D6B-SF-1L-CV-2PG16	2PG16
	D6B-TEH-2g-PG21	PG21		With metal cover D6B-SF-1L-MCV-M20	M20
	D6B-TEH-2g-PG29	PG29		D6B-SF-1L-MCV-2M20	2M20
				D6B-SF-1L-MCV-M25	M25
Top entry Hing construction			Surface mounting		
Housings			Housings		
	D6B-CCT-1L-M20	M20		D6B-SFH-1L-M25	M25
	D6B-CCT-1L-PG13.5	PG13.5		D6B-SFH-1L-2M25	2M25
	D6B-CCT-1L-PG16	PG16		D6B-SFH-1L-M32	M32
				D6B-SFH-1L-2M32	2M32
Cable to cable			Surface mounting hing construction		
Housings			Housings		
	D6B-CCTH-1L-M25	M25		With plastic cover D6B-SFH-1L-CV-M25	M25
	D6B-CCTH-1L-M32	M32		D6B-SFH-1L-CV-2M25	2M25
	D6B-CCTH-1L-PG21	PG21		D6B-SFH-1L-CV-M32	M32
	D6B-CCTH-1L-PG29	PG29		D6B-SFH-1L-CV-2M32	2M32
				D6B-SFH-1L-CV-PG21	PG21
Cable to cable Hing construction			Surface mounting hing construction		
Housings			Housings		
	D6B-CCTH-1L-M25	M25		With metal cover D6B-SFH-1L-MCV-M25	M25
	D6B-CCTH-1L-M32	M32		D6B-SFH-1L-MCV-2M25	2M25
	D6B-CCTH-1L-PG21	PG21		D6B-SFH-1L-MCV-M32	M32
	D6B-CCTH-1L-PG29	PG29		D6B-SFH-1L-MCV-2M32	2M32
				D6B-SFH-1L-MCV-PG21	PG21
Cable to cable Hing construction			Surface mounting hing construction		
Housings			Housings		
	D6B-CCTH-1L-M25	M25		D6B-SFH-1L-MCV-2PG21	2PG21
	D6B-CCTH-1L-M32	M32		D6B-SFH-1L-MCV-PG29	PG29
	D6B-CCTH-1L-PG21	PG21		D6B-SFH-1L-MCV-2PG29	2PG29
	D6B-CCTH-1L-PG29	PG29			