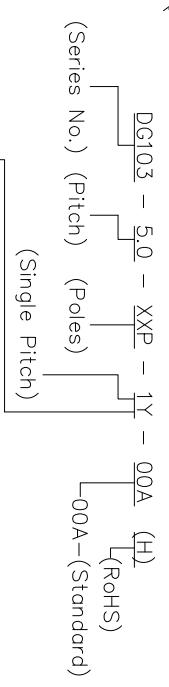
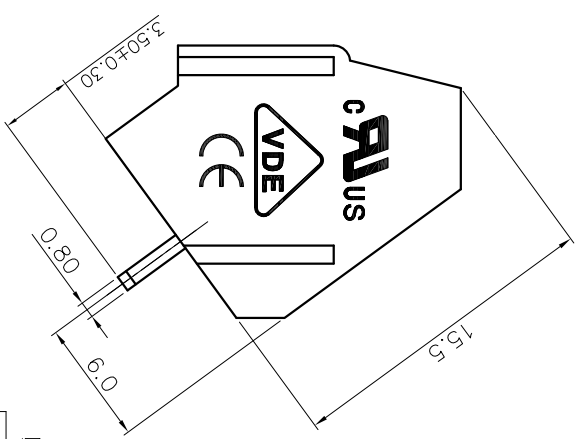
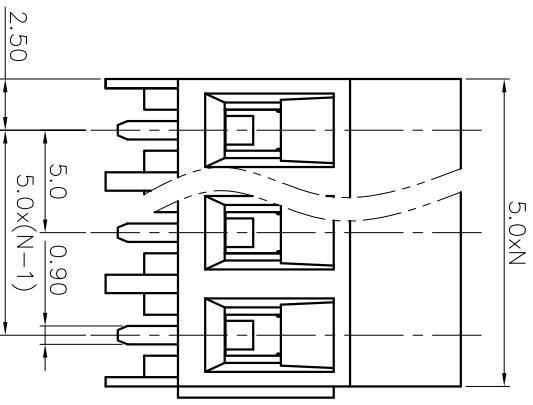
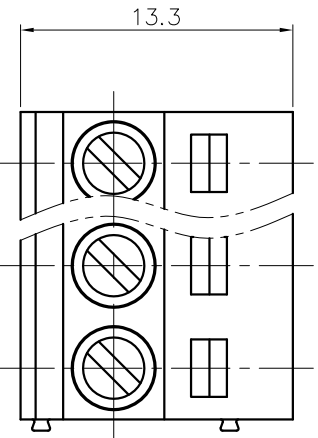
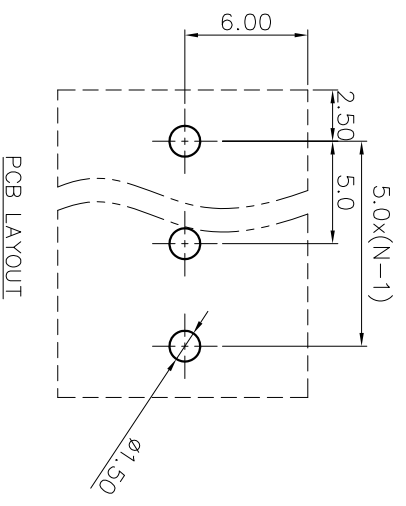


REVISION RECORD				
REV	ECN	DESCRIPTION	DRFT	DATE



(Color): 1.(Grey)2.(Blue)3.(Black)4.(Green)5.(Orange)
 6.(Red)7.(Transparent)8.(Yellow)9.(White)



PCB LAYOUT

- NOTES1:
 UL Standard
 1. Rated Voltage/Current : 300V / 20A
 2. Torque Value : M2.5 , 3.54Lb.in
 3. Wire Range : 24~12AWG
- IEC Standard
 1. Rated Voltage/Current : 250V / 24A
 2. Torque Value : M2.5, 0.4N.m
 3. Wire Range : 2.5mm²
- NOTES2:
 1. Dimension shall be interpreted per ASME Y14.5-2009
 2. Pitch : 5.0mm, Poles : N=02~24P
 3. Stripping length : 5~6mm
 4. Withstanding Voltage : AC2000V/1Min.
 5. Operating temperature: -40°C~+105°C
 6. Undimensioned Tolerances:

Pitch	range	in	mm	mm	in	mm	mm	in	mm
Over	6	TO	10	30	60	100	150	0.1	1/10
To	6	TO	10	30	60	100	150	<	<
Over	10	TO	24	30	60	100	150	±2	±2
To	10	TO	24	30	60	100	150	±2	±2

7. RoHS Compliance

DETACHED LISTS	
PART NO.:	/
APPD:	/
CHKD:	/
DRFT:	/
THIRD ANGLE PROJECTION	
NAME:	DEGSON NINGBO DEGSON ELECTRICAL CO., LTD 宁波高松电子有限公司
TITLE:	CUSTOMER DRAWING
DRAWING NO.:	DG103-5.0-XXP-1Y-00A(H)
REV	DO
SHEET	1/1
SCALE	1:1