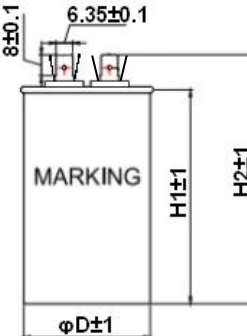






# 产品承认书

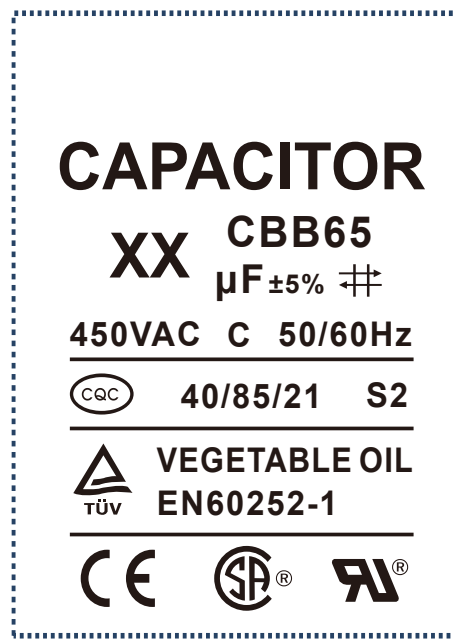
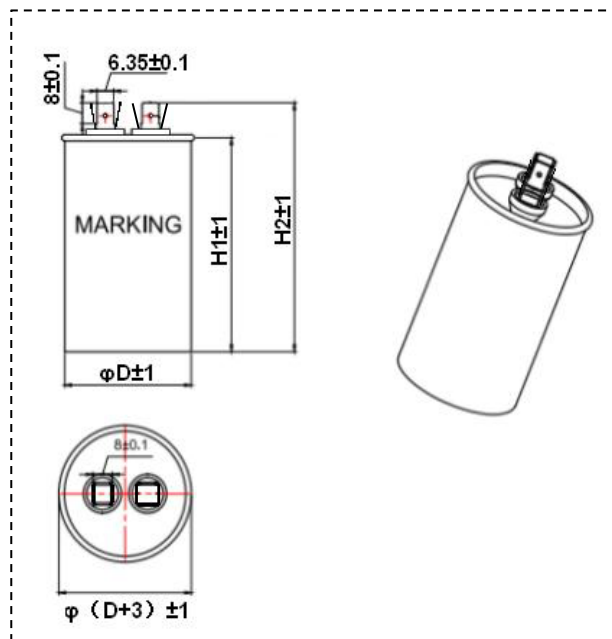
## Product Specifications

<b>客户名称:</b> Customer:					客户确认 / Customer Confirm:	
产品品号 Part No.	产品类型 Model No.	额定电压及频率 Voltage & Frequency	额定容量 Capacitance	备注 Notes		
	CBB65A	450V <sub>AC</sub> ; 50/60Hz	见附表			
外形尺寸 (mm) Dimension	包装数量 Quantity /Ctn	毛重 Gross Weight	包装尺寸 (mm) Carton Size	  <p style="text-align: center;">油墨印刷 Ink printing</p> <div style="border: 1px dashed black; padding: 5px; text-align: center;">                 MARKING             </div> <div style="border: 1px dashed black; padding: 5px; text-align: center;"> <p><b>CAPACITOR</b></p> <p><b>XX CBB65</b></p> <p><b>μF ±5% 卍</b></p> <p><b>450VAC C 50/60Hz</b></p> <p><b>40/85/21 S2</b></p> <p><b>VEGETABLE OIL</b></p> <p><b>EN60252-1</b></p> <p>CE  </p> </div>		
见附表	50 pcs	50 Kg	415 * 290 * 260			
推行标准 Standard Employ		GB / T3667.1-2016 ; IEC60252-1 ; UL810				
寿命等级 Life Expectancy	Class C	安全等级 Class of Protection	S2			
耐电压 Voltage Endurance Test	T - T 极间	2Un / 2 seconds				
	T - C 极壳	2.5 KV <sub>AC</sub> / 2 seconds				
电容偏差 Capacitance Tolerance	±5%					
损耗角正切 Dissipation Factor(tan δ)	≤ 0.0060 (1K Hz)					
气候类别 Climatic Category	-40℃ ~ +85℃ / 21天湿热试验 -40℃ ~ +85℃ / 21Days Damp Heat Test					
电容器介质 Dielectric	金属化聚丙烯薄膜 / 自愈性 Metalized Polypropylene Film / Self-Healing					
外壳 Housing	防爆铝壳 Explosion-Proof Aluminum Housing			拟制 / Draft:		CBB65A 型金属化聚丙烯薄膜电容器 AC Motor Run Capacitor CBB65A Metalized Film Capacitor
引出 Terminals	250#(4+4) 焊片引出 250#(4+4) Fast On					
灌封 Filling	植物油 Vegetable Oil					 <ul style="list-style-type: none"> <li>• Address: B305 Youpinyishu no.68 - 518081 - Shenzhen (Guangdong) - China</li> <li>• Tel: (86) 13632770721</li> <li>• Email: info@devetechelectronics.com</li> </ul>


附表

单位: mm

	型号 Model	电压 Voltage	容量 Capacitance	直径 D	高度 H1	总高 H2	
1	CBB65A	450 VAC	30 $\mu$ F	45 $\pm$ 1	80 $\pm$ 2	92 $\pm$ 2	
2	CBB65A	450 VAC	35 $\mu$ F	45 $\pm$ 1	90 $\pm$ 2	102 $\pm$ 2	
3	CBB65A	450 VAC	40 $\mu$ F	45 $\pm$ 1	115 $\pm$ 2	127 $\pm$ 2	
4	CBB65A	450 VAC	45 $\mu$ F	50 $\pm$ 1	120 $\pm$ 2	132 $\pm$ 2	
5	CBB65A	450 VAC	50 $\mu$ F	50 $\pm$ 1	120 $\pm$ 2	132 $\pm$ 2	
6	CBB65A	450 VAC	55 $\mu$ F	50 $\pm$ 1	140 $\pm$ 2	152 $\pm$ 2	
7	CBB65A	450 VAC	60 $\mu$ F	50 $\pm$ 1	140 $\pm$ 2	152 $\pm$ 2	
8	CBB65A	450 VAC	70 $\mu$ F	55 $\pm$ 1	130 $\pm$ 2	142 $\pm$ 2	
9	CBB65A	450 VAC	80 $\mu$ F	55 $\pm$ 1	130 $\pm$ 2	142 $\pm$ 2	





 WARNING **Operation Instruction**

1.  WARNING Scope of application:AC motor start up and operation can also be used in power frequency 50/60Hz AC power system to improve power coefficient.


**2 Conditions of use**

2.1  WARNING Recommended to use under altitude 2000m

2.2  WARNING Residual voltage when voltage is applied:it shouldn't exceed 10% of nominal voltage

2.3  WARNING Defilement:best operating under mildly polluted atmosphere

2.4  WARNING Operating temperature between -40℃~+85℃

2.5  WARNING Maximum allowable voltage :don't go over 10% of the nominal voltage capacitors subject to lighting over voltage,should place the arrester as close to the capacitor as possible

2.6  WARNING **Installation and disassembly**

2.6.1 The installation of capacitors should facilitate the dissipation of heat generated by the loss of capacitors by convection and radiation.

2.6.2 The temperature of capacitor will increase due to radiation from the sun and hot surface,should prevent capacitors from radiation.


2.6.3 When installing and disassembling,the two poles of the capacitor should be discharged to avoid the electric shock between the human body and capacitor,keep away from flammable materials when discharging.


2.6.4 Best not to pull the capacitor out of the electrode terminals(wire,terminal,hard pins etc)


2.6.5 Best not to touch condensers that have not been discharged during operating or after the device is shut down.do not disassemble the capacitor by yourself.

2.6.6 Pin capacitance,pay attention to control welding temperature and welding time when welding to PCB board,best not to disassembled and installed again.

**3. Store**

3.1  WARNING **Storage Temperature**  
storage temperature in the range of -40℃~+85℃

3.2  WARNING **Storage Humidity**  
average annual humidity ≤75% R.H.  
occasionally ≤85% R.H.  
relative humidity ≤95% R.H. per year for no more than one month

3.3  WARNING **Period of Use**  
It is recommended to use the machine within 1 year.  
Not installed for more than 1 year,it is recommended to use after retesting.  
Not used for more than 2 years,not recommended to use.  
In order to ensure that the capacitor operates in its best condition,if the production date is more than 3 years or the running time exceeds 10000 hours,please replace the capacitor.

**4.  Product Substance**

Substance content verification result by RoHS Directive (EU)2015/863 amending Annex II to Directive 2011/65/EU.