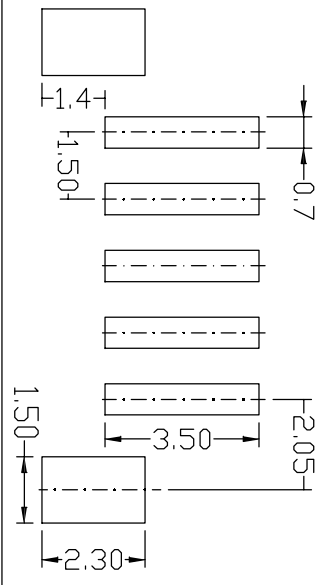
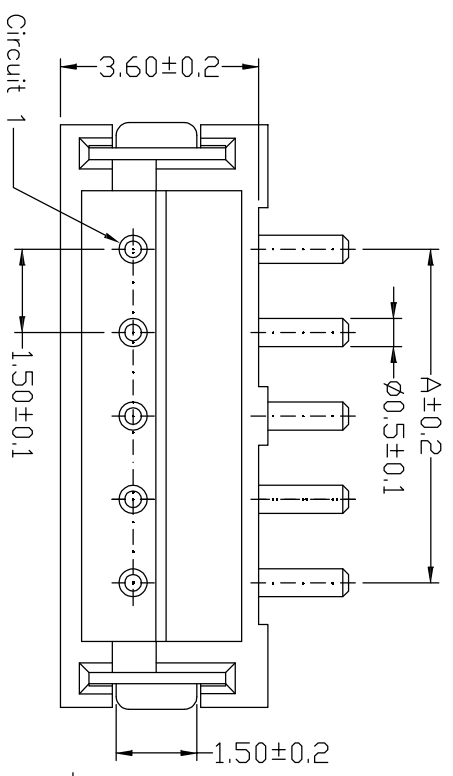


| REVISION DATA | | | | |
|---------------|-----|-------------|------|----------|
| SYM | ECN | DESCRIPTION | DATE | APPROVED |
| | | | | |

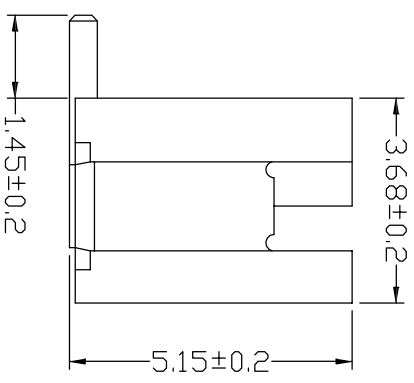
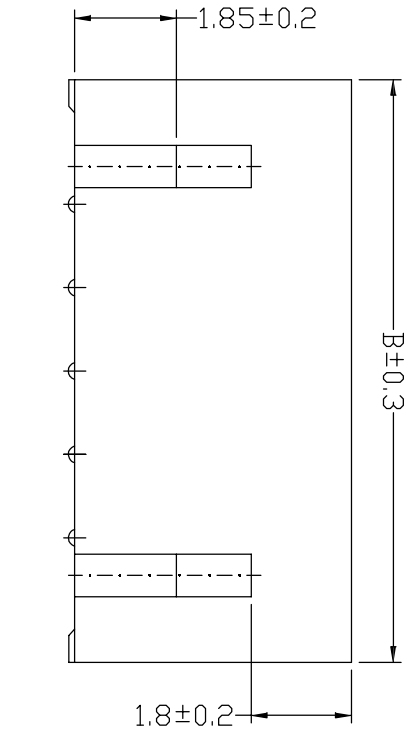
- Specifications :
- Voltage rating: 100V AC / DC
 - Current rating: 1A AC / DC
 - Withstanding voltage: 500V AC/minute
 - Temperature range: -25°C~+85°C
 - Insulation resistance: 1000MΩ Min
 - Contact resistance: 20mΩ Max
- Soldering time: 5~10 sec solder.
Temperature: 250±5/-5°C.

Reference Informations:

*Material:
PIN: Brass
Plating: Tin 80u" plated over 30u" nickel plated.
Wafer: Nylon6T, UL94V-0
Color: Beige
*Q' TY: TAPE & REEL



Recommend PCB Layout



Ordering Information & Dimensions

| Poles | Dimensions (mm) | | Poles | |
|-------|-----------------|-------|-------|-------|
| | A | B | A | B |
| 02 | 1.50 | 6.00 | 09 | 12.00 |
| 03 | 3.00 | 7.50 | 10 | 13.50 |
| 04 | 4.50 | 9.00 | 11 | 15.00 |
| 05 | 6.00 | 10.50 | 12 | 16.50 |
| 06 | 7.50 | 12.00 | 13 | 18.00 |
| 07 | 9.00 | 13.50 | 14 | 19.50 |
| 08 | 10.50 | 15.00 | 15 | 21.00 |



广东纳特康电子股份有限公司
GUANGDONG NATCONN ELECTRONIC CO.,LTD

| Packing | | TOLERANCE: ±2° | | PROJECTION | | TITLE: | |
|------------|---|----------------|-------|------------|------------|------------------------------|----------------|
| 1. General | | ANGLE | ±2° | DATE | 2024/04/25 | 1.5mm Crimp Style Connectors | |
| 2. Reel | | X.XXX | ±0.15 | DRAWN | 班洪德 | CUSTOMER P/N: | N/A |
| 3. Tube | ✓ | X.XX | ±0.30 | CHECKED | 莫健勇 | DRAWING NO.: | NTC-WAXXXCC120 |
| 4. Tray | | X.X | ±0.40 | APPROVED | 冯显东 | SCALE: | 1:1 |
| 5. Other | | X. | ±0.40 | | | SHEET: | 1/1 |

305 - WA XX X C C 120

No. of Positions
00-99

Plating Option
A Au30"
B Au10"
C Au10"
D GFR5"
S Sn120u"
Z Special

Insulator Material Option
A PBT
B PA66
C PAET
D PA66
E PPS
F LCP
G LCP
H PC
Z Special

Color
A BLACK
B GREY
C BEIGE
D WHITE
E NATURAL

Serial NO.
001-999