



Quick Reference Guide  
**INTERCONTEC PRODUCTS**

# INTERCONTEC CONNECTOR SERIES

With the Intercontec product portfolio, TE Connectivity now offers a large variety of solutions that make connecting easy. Our connectors consist of only a few single parts with a modular architecture which makes them highly compatible and usable in many different combinations. The connector assembly is possible without any tools and particularly easy due to the innovative crown clamp: the shielding mesh can remain uncut. Multiple codings prevent faulty mating of connectors when wiring complex equipment. With know-how and market expertise we challenge existing standards. We take a visionary approach to determine the connector technology of the future to provide our customers with innovative and market oriented solutions. Our connectors follow highly sophisticated engineering principles safeguarding an extremely easy and efficient assembly process. By elaborating highly user friendly optimum system solutions which are brought to the market in a very short time we quickly respond to our customers' needs. This is the key strength of TE's Intercontec products.



## APPLICATIONS



# Contents

## Overview

Product Families.....	5
Highlights.....	5
Product Categories.....	5

## Product Key

Finding a TE Part Number - 18 digits.....	6
Finding a TE Part Number - 15 digits.....	7

## Power Connectors

912.....	8
915.....	9
917.....	10, 11
923.....	12, 13
940.....	14, 15
958.....	16, 17

## Signal Connectors

615.....	18
617.....	20, 21
623.....	22, 23
627.....	24

## Hybrid Connectors

723.....	26, 27
740.....	28, 29

## Application Set Up

Series 923 and 623.....	30
Series 723.....	31

## Innovative Highlights








ytec, itec.....	32
locktec.....	32
htec.....	33
SpeedTec.....	33










## Product Families

Power connectors (9 Series)		Signal connectors (6 Series)		Hybrid connectors (7 Series)	
					
912	923	615	623	723	740
915	940	617	627		
917	958				
912 means: size 12 power connector					

## Highlights

ytec and itec Self-locking Systems						
ytec, itec	ytec connector	itec connector	SpeedTec Locking System	Locktec connector	singletec connector	htec connector
						
Quick lock fastener fully connected with just a click self locking connection	The ytec system requires only one mounting hole	itec is available in all ytec pin layouts and is compatible with all mating ytec plugs	Quick lock fastener fully connected with just an eighth rotation	The freely terminable connectors with the characteristics of a molded version	One single pin power connector	Power, signal and data in one connector

## Product Categories

Plug	Plug, angled	Bulkhead	Extension	Extension, angled	Receptacle	Receptacle, angled
						
Cable connector with coupling nut	Angled cable connector with coupling nut	Device connector with coupling nut. Interface: flange, thread, counter nut, etc.	Cable connector with outside thread. Additional versions for cabinets, walls, etc	Angled cable connector with outside thread	Device connector with outside thread	Angled device connector with outside thread

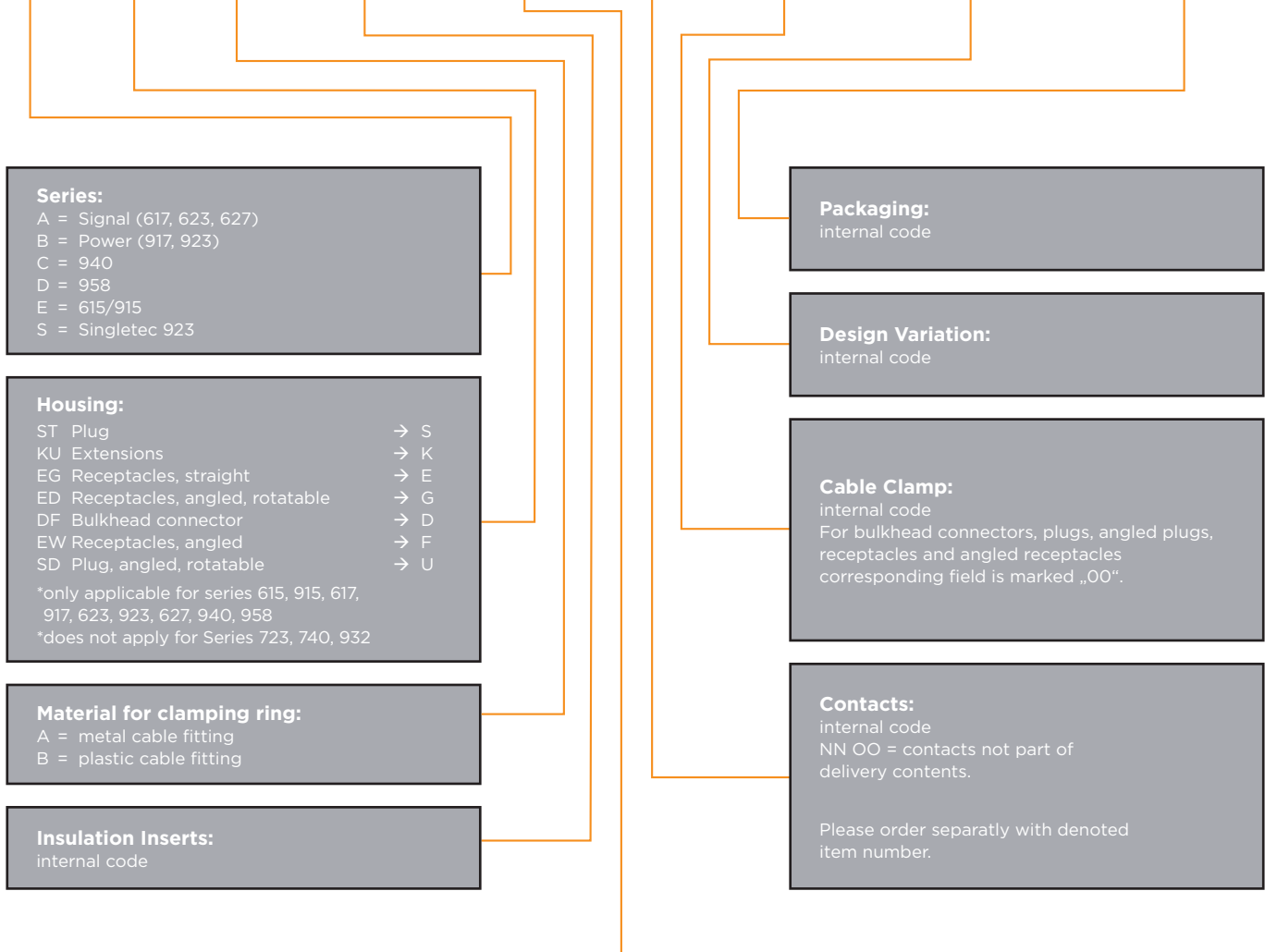
## Finding a TE Part Number - 18 digits

### TE CONNECTIVITY PART NUMBER

**E S B 002 N 00 32 0001 000**

### INTERCONTEC PART NUMBER

**E S T B 002 N N 00 32 0001 000**



**Series:**  
 A = Signal (617, 623, 627)  
 B = Power (917, 923)  
 C = 940  
 D = 958  
 E = 615/915  
 S = Singletec 923

**Housing:**

ST Plug	→ S
KU Extensions	→ K
EG Receptacles, straight	→ E
ED Receptacles, angled, rotatable	→ G
DF Bulkhead connector	→ D
EW Receptacles, angled	→ F
SD Plug, angled, rotatable	→ U

\*only applicable for series 615, 915, 617, 917, 623, 923, 627, 940, 958  
 \*does not apply for Series 723, 740, 932

**Material for clamping ring:**  
 A = metal cable fitting  
 B = plastic cable fitting

**Insulation Inserts:**  
 internal code

**Packaging:**  
 internal code

**Design Variation:**  
 internal code

**Cable Clamp:**  
 internal code  
 For bulkhead connectors, plugs, angled plugs, receptacles and angled receptacles corresponding field is marked „00“.

**Contacts:**  
 internal code  
 NN OO = contacts not part of delivery contents.  
  
 Please order separately with denoted item number.

MALE			FEMALE		
OLD	NEW	Connection	OLD	NEW	Connection
MR	M	Crimp	FR	F	Crimp
MS	S	Solder	FS	G	Solder
MD	D	Board solder	FD	H	Board solder
MU	U	Mixed components	FU	P	Mixed components
MT	T	Screwed	FC	C	Screw M5 LIMOTEC
MC	K	Screw/crimp			
MM	A	618 torque			
NN	N	No contacts	NN	N	

## Finding a TE Part Number – 15 digits

INTERCONTEC PART NUMBER: 60.004.11

	Letter/Number	Letter/Number	Special Character	Letter	Number	Number	Number	Special Character	Letter/Number	Letter Number	Letter/Number	Special Character	Letter	Letter/Number	Letter/Number
Part Number (Old)	Position 1	Position 2	Position 3	Position 4	Position 5	Position 6	Position 7	Position 8	Position 9	Position 10	Position 11	Position 12	Position 13	Position 14	Position 15
10.415.02	1	0	.		4	1	5	.		0	2				
60.004.11	6	0	.		0	0	4	.		1	1				
60.046.21.015	6	0	.		0	4	6	.		2	1	.	0	1	5
10.681.00-UB	1	0	.		6	8	1	.		U	B				
61.232.11.00M	6	1	.		2	3	2	.		1	1	.	0	0	M
61.232.11.C00	6	1	.		2	3	2	.		1	1	.	C	0	0
80.362.KB	8	0	.		3	6	2	.		K	B				
81.139.T92	8	1	.		1	3	9	.	T	9	2				
8C.001.01.001	8	C	.		0	0	1	.		0	1	.	0	0	1
A6.032.F15	A	6	.		0	3	2	.	F	1	5				
C6.107.00.C00	C	6	.		1	0	7	.		0	0	.	C	0	0
C0.313.00.LG	C	0	.		3	1	3	.		0	0	.	L	G	
BB.182.00-SW	B	B	.		1	8	2	.		0	0	.	S	W	
FF.051.00.010	F	F	.		0	5	1	.		0	0	.	0	1	0
40.A132.00	4	0	.	A	1	3	2	.		0	0				

TE CONNECTIVITY PART NUMBER: 60-0004-011-0000

	Letter/Number	Letter/Number	Special Character	Letter	Number	Number	Number	Special Character	Letter/Number	Letter/Number	Letter/Number	Special Character	Letter/Number	Letter/Number	Letter/Number
Part Number (New)	Position 1	Position 2	Position 3	Position 4	Position 5	Position 6	Position 7	Position 8	Position 9	Position 10	Position 11	Position 12	Position 13	Position 14	Position 15
10-0415-002-000	1	0	-	0	4	1	5	-	0	0	2	-	0	0	0
60-0004-011-000	6	0	-	0	0	0	4	-	0	1	1	-	0	0	0
60-0046-021-015	6	0	-	0	0	4	6	-	0	2	1	-	0	1	5
10-0681-000-0UB	1	0	-	0	6	8	1	-	0	0	0	-	0	U	B
61-0232-011-00M	6	1	-	0	2	3	2	-	0	1	1	-	0	0	M
61-0232-011-C00	6	1	-	0	2	3	2	-	0	1	1	-	C	0	0
80-0362-0KB-000	8	0	-	0	3	6	2	-	0	K	B	-	0	0	0
81-0139-T92-000	8	1	-	0	1	3	9	-	T	9	2	-	0	0	0
8C-0001-001-001	8	C	-	0	0	0	1	-	0	0	1	-	0	0	1
A6-0032-F15-000	A	6	-	0	0	3	2	-	F	1	5	-	0	0	0
C6-0107-000-C00	C	6	-	0	1	0	7	-	0	0	0	-	C	0	0
C0-0313-000-0LG	C	0	-	0	3	1	3	-	0	0	0	-	0	L	G
BB-0182-000-0SW	B	B	-	0	1	8	2	-	0	0	0	-	0	S	W
FF-0051-000-010	F	F	-	0	0	5	1	-	0	0	0	-	0	1	0
40-A132-000-000	4	0	-	A	1	3	2	-	0	0	0	-	0	0	0

# 912

Pin Number		SpeedTec Plug	SpeedTec Extension	SpeedTec Receptacle angled, rotatable
8 (3+PE+4) 	M	TE	BKA441N00xx100B000	BGA442N0000yyyy000
		IC	BKUA441NN00xx100B000	BEDA442NN0000yyyy000
	F	TE	BSA440N00xx100B000	
		IC	BSTA440NN00xx100B000	
10 (3+PE+6)* 	M	TE	available 05/2018	
		IC		
	F	TE		
		IC		
<b>TECHNICAL DATA</b>		Housing:..... zinc diecast, nickel-plated, plastic coated Insulation insert:..... PA/PBT, UL 94-V0 Sealing:..... FPM Clamp ring:..... brass, nickel-plated Current:..... 8 A (3+PE)/1A (4x) (8 pol), 8 A (3+PE)/0.6 A (6x) (10 pol)	Voltage:..... 630 V AC/DC/48 V (8 pol), 300 V DC/DC/32 V(4x), 50 V (2x) (10pol) Protection type:..... IP 66/67 connected Mating Cycles:..... 500 Temperature range:..... -20 °C to 130 °C Shielding:..... EMC 360° shielded housing	

Note: M = Male, F = Female

xx=08: cable dia. 8.0 - 8.9 mm, 09: cable dia. 8.7 - 9.9 mm

yyyy receptacle angled=100B: flange size 21.6 x 21.6 mm, 101B: flange size 25.7 x 25.7 mm

CONTACT PN	CRIMPING RANGE MM <sup>2</sup>	CONTACT FEATURE/ CONTACT DIAMETER MM	CRIMP TOOL PN	LOCATOR / CRIMPING INSERT	INSULATION INSERT				
					440 8 - F	441 8 - M	442 8 - M	460 8 - F	461 10 - M
TE 1658537-3 IC 60.438.00	AWG 24-20/ 0.2 - 0.6	Bandoleer socket D-Sub/1	58448-3		4x			4x	
TE 1658542-2 IC 60.457.00	AWG 22-18/ 0.4 - 0.8	Bandoleer socket D-Sub/1	91513-1		4x			4x	
TE 1658538-2 IC 60.218.00	AWG 28-24/ 0.08 - 0.22	Bandoleer socket D-Sub/1	58448-3		4x			4x	
TE 60-0278-011-000 IC 60.278.11	AWG 32-22 0.03 - 0.34	Socket slotted/0.6	CO-0325-000-000 CO.325.00	CO-0265-000-000 CO.265.00	4x			6x	
TE 1658539-1 IC 61.233.00	AWG 24-20/ 0.2 - 0.6	Bandoleer pin D-Sub/1	58448-3			4x	4x		4x
TE 1658541-1 IC 61.379.00	AWG 22-18/ 0.4 - 0.8	Bandoleer pin D-Sub/1	91513-1			4x	4x		4x
TE 1658540-4 IC 61.222.00	AWG 28-24/ 0.08 - 0.22	Bandoleer pin D-Sub/1	58448-3			4x	4x		4x
TE 61-0252-011-000 IC 61.252.11	AWG 32-22/ 0.03 - 0.34	Pin/0.6	CO-0325-000-000 CO.325.00	CO-0265-000-000 CO.265.00		4x	4x		6x

## MAIN DIMENSIONS, HOUSING VARIANTS





# 915

Pin Number		ytec and itec Self-locking plug		itec Extension		itec Receptacle		itec Receptacle angled, rotatable		ytec Receptacle double, rotatable	
9 (3+PE+5)	M	TE	ESA201N00xx0500000	EKA201N00xx0500000	EEA201N0000yyyy000	EGA201N00000800000	EGA103N0000yyyy000				
		IC	ESTA201NN00xx0500000	EKUA201NN00xx0500000	EEGA201NN0000yyyy000	EEDA201NN00000800000	EEDA103NN0000yyyy000				
	F	TE	ESA202N00xx0500000	EKA202N00xx0500000	EEA202N0000yyyy000	EGA202N00000800000	EGA107N0000yyyy000				
		IC	ESTA202NN00xx0500000	EKUA202NN00xx0500000	EEGA202NN0000yyyy000	EEDA202NN00000800000	EEDA107NN0000yyyy000				
15 (12+3)	M	TE	ESA204N00xx0003000	EKA204N00xx0003000	EEA204N0000yyyy000	EGA204N00000600000	EGA103N0000yyyy000				
		IC	ESTA204NN00xx0003000	EKUA204NN00xx0003000	EEGA204NN0000yyyy000	EEDA204NN00000600000	EEDA103NN0000yyyy000				
	F	TE	ESA205N00xx0003000	EKA205N00xx0003000	EEA205N0000yyyy000	EGA205N00000600000	EGA107N0000yyyy000				
		IC	ESTA205NN00xx0003000	EKUA205NN00xx0003000	EEGA205NN0000yyyy000	EEDA205NN00000600000	EEDA107NN0000yyyy000				
<b>TECHNICAL DATA</b>		Housing:.....zinc diecast, nickel-plated, plastic coated Insulation insert: .....PA/PBT, UL 94-V0 Sealing:.....FPM Clamp ring: .....brass, nickel-plated Current: .....14 A(3+PE)/ 3,6 A (5x) (9 pol), 5 A(12x/14 A (3x) (12+3 pol)				Voltage:.....630 V AC/DC/ 63 V (9 pol), 63 V (12+3 pol) Protection type:.....IP 66/67 connected Mating Cycles: .....500 Temperature range:.....-20 °C to 130 °C Shielding:.....EMC 360 ° shielded housing					

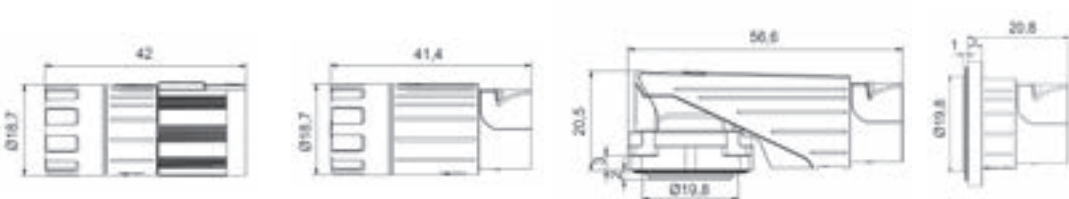
Note: M = Male, F = Female

xx = 31: cable dia. 4.5 - 6.5 mm, 32: cable dia. 6.5 - 8.5 mm,  
xx = 33: cable dia. 8.5 - 10.5 mm, 34: cable dia. 10.5 - 12.0 mm,

yyyy receptacle = 0001: flange size 21.6 x 21.6 mm, 0002: flange size 25.7 x 25.7 mm  
yyyy double receptacle = 0001: flange size 25.8 x 25.8 mm, 0002: flange size 28.0 x 28.0 mm

CONTACT PN	CRIMPING RANGE MM <sup>2</sup>	CONTACT FEATURE/ CONTACT DIAMETER MM	CRIMP TOOL PN	INSULATION INSERT					
				201 9 - M	202 9 - F	204 15 - M	205 15 - F	103 9 + 15 - M	107 9 + 15 - F
TE 60-0251-011-000	0.5 - 1.5	Slotted power /1	CO-0235-000-000		4x		3x		7x
IC 60.251.11			CO.235.00						
TE 60-0252-011-000	0.05 - 0.75	Female Signal /1	CO-0235-000-000		5x		12x		17x
IC 60.252.11			CO.235.00						
TE 60-0265-011-000	0.05 - 0.75	Slotted power /1	CO-0235-000-000		4x		3x		7x
IC 60.265.11			CO.235.00						
TE 61-0231-011-000	0.5 - 1.5	Pin power /1	CO-0235-000-000	4x		3x		7x	
IC 61.231.11			CO.235.00						
TE 61-0232-011-000	0.05 - 0.75	Pin Signal /1	CO-0235-000-000	5x		12x		17x	
IC 61.232.11			CO.235.00						
TE 61-0139-011-000	0.05 - 0.75	Pin power /1	CO-0235-000-000	4x		3x		7x	
IC 61.139.11			CO.235.00						

## MAIN DIMENSIONS, HOUSING VARIANTS



## ACCESSORIES



Plastic protection cap  
TE: 8A-0033-000-000  
IC: 8A.033.00



# 917

CONTACT PN	CRIMPING RANGE MM <sup>2</sup>	CONTACT FEATURE/ CONTACT DIAMETER MM	CRIMP TOOL PN	INSULATION INSERT											
				896 4-M	894 4-F	863 7-M	878 7-M	861 7-F	880 7-F	908 9-F	908 9-F	002 1-M	001 1-F		
TE 60-0001-011-000 IC 60.001.11	0.06-1.0	wire spring/1	CO-0235-000-000 CO.235.00						7x						
TE 60-0011.011-000 IC 60.011.11		0.06-1.0	slotted/1	CO-0235-000-000 CO.235.00						7x					
TE 60-0172-011-000 IC 60.172.11	0.03-0.34	slotted/1	CO-0235-000-000 CO.235.00						7x						
TE 60-0159.011-000 IC 60.159.11		0.5-1.5	wire spring/1	CO-0235-000-000 CO.235.00							7x		4x		
TE 60-0197-011-000 IC 60.197.11	0.35-2.5	slotted/2	CO-0235-000-000 CO.235.00		4x										
TE 60-0205-011-000 IC 60.205.11		0.05-0.5	slotted/0.6	CO-0235-000-000 CO-235-00									5x		
TE 60-0232-011-000 IC 60.232.11	6.0-10.0	socket lamella/3.6	CO-0008-000-000 CO-008-00												1x
TE 60-0240-011-000 IC 60.240.11		1.5-4.0	socket lamella/3.6	CO.008.00 CO-0008-000-000											
TE 61-0004-011-000 IC 61.004.11	0.06-1.0	slotted/1	CO-0235-000-000 CO.235.00			7x									
TE 61-0083-011-000 IC 61.083.11		0.03-0.34	slotted/1	CO-0235-000-000 CO.235.00			7x								
TE 61-0141-011-000 IC 61.141.11	0.5-1.5	pin/1	CO-0235-000-000 CO.235.00					7x			4x				
TE 61-0167-011-000 IC 61.167.11		0.35-2.5	pin/2	CO-0235-000-000 CO.235.00	4x										
TE 61-0178-011-000 IC 61.178.11	0.05-0.5	pin/0.6	CO-0235-000-000 CO.235.00								5x				
TE 61-0215-011-000 IC 61.215.11		6.0-10.0	pin/3.6	CO-0008-000-000 CO.008.00										1x	
TE 61-0220-011-000 IC 61.220.11	1.5-4.0	pin/3.6	CO-0008-000-000 CO.008.00										1x		

## ACCESSORIES



**Plastic protection cap**  
TE: 8A-0029-000-000  
IC: 8A.029.00



**Metal flange, hinged**  
TE: E0-0194-002-000  
IC: E0.194.02



**Metal protection cap**  
TE: 8B-0048-0001-000  
IC: 8B.048.01



**Metal protection cap**  
TE: 8B-0067-001-000  
IC: 8B.067.01

## AUTOMATION OPTIONS

- Contacts on reel and processing with strip-crimping machine on request
- Power crimping of turned contacts on request



**Power crimping machine**

## ASSEMBLY TOOLS



**Fixture**  
TE: WA-0100-092-000  
IC: WA10092



**Fitting tool for insulator**  
TE: C6-0107-000-000  
IC: C6.107.00



**Removing tool for insulator**  
TE: C4-0022-000-000  
IC: C4.022.00



**Positioning insert**  
TE: CO-0249-000-000  
IC: CO.249.00



**Strip-crimping machine**

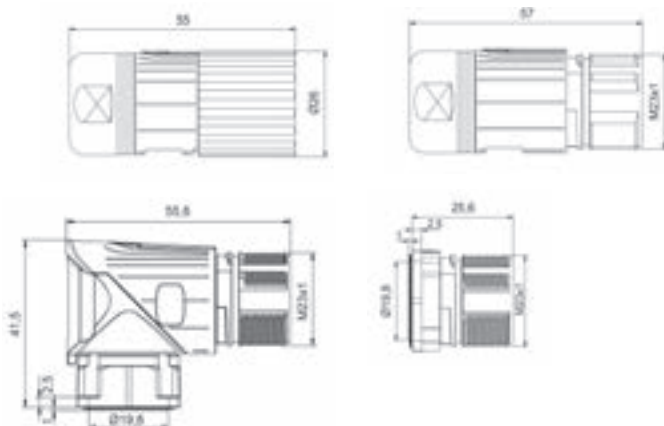
Pin Number		Screw plug	SpeedTec Plug	SpeedTec Extension	SpeedTec Receptacle	SpeedTec Receptacle angled, rotatable	
6 (5+PE)	M	TE		BKA186N00xx0100000	BEA116N0000yyyy000	BGA106N0000yyyy000	
		IC		BKUA186NN00xx0100000	BEGA116NN00000010100	BEDA106NN000000100000	
	F	TE	BSA085N00xx0235000	BSA085N00xx0100000			
		IC	BSTA085NN00xx0235000	BSTA085NN00xx0100000			
8 (3+PE+4)	M	TE		BKA199N00xx0100000	BEA120N0000yyyy00	BGA110N0000yyyy000	
		IC		BKUA199NN00xx0100000	BEGA120NN000000yyyy00	BEDA110NN000000yyyy000	
	F	TE	BSA078N00xx0235000	BSA078N00xx0100000			
		IC	BSTA078NN00xx0235000	BSTA078NN00xx0100000			
9 (3+PE+5)	M	TE		BKA145N00xx0100000	BEA144N0000yyyy00	BGA091N0000yyyy000	
		IC		BKUA145NN00xx0100000	BEGA144NN000000yyyy00	BEDA091NN000000yyyy000	
	F	TE	BSA082N00xx0235000	BSA082N00xx0100000			
		IC	BSTA082NN00xx0235000	BSTA082NN00xx0100000			
9B (3+PE+5)	M	TE		BKA201N00xx0100000			
		IC		BKUA201NN00xx0100000			
	F	TE	BSA200N00xx0235000	BSA200N00xx0100000			
		IC	BSTA200NN00xx0235000	BSTA200NN00xx0100000			
1 <i>singletec</i>	M	TE	SSA002N00xx0001000	SKA002N00xx0001000	SEA002N000000001000		
		IC	SSTA002NN00xx0001000	SKUA002NN00xx0001000	SEGA002NN000000001000		
	F	TE	SSA001N00xx0001000	SKA001N00xx0001000	SEA001N000000001000		
		IC	SSTA001NN00xx0001000	SKUA001NN00xx0001000	SEGA001NN000000001000		
<b>TECHNICAL DATA</b>		Housing:..... zinc diecast and brass, nickel-plated		Current:..... 30 A (6, 8, 9 pol), 200 A (1 pol)			
		Insulation insert:..... PA/PBT, UL 94-V0		Voltage:..... 630 V AC/DC			
		Contacts:..... brass gold plated		Protection type :..... IP 66/67 connected			
		Sealing:..... FPM		Mating Cycles:..... 500			
		Clamp ring:..... brass, nickel-plated		Temperature range:..... -20 °C to 130 °C			
				Shielding:..... EMC 360 ° shielded housing			

Note: M = Male, F = Female

XX = 43: cable dia. 4.2 - 6.6 mm, 48: cable dia. 7.5 - 12.0 mm, 42: cable dia. 9.5 - 14.5 mm, 59: cable dia. 14.0 - 17.0 mm


BEGA-type yyyy = 0100: flange size 25.7 x 25.7 mm, 0101: flange size 28.0 x 28.0 mm  
BEDC-type yyyy = 1116: flange size 25.7 x 25.7 mm, 1100: flange size 28.0 x 28.0 mm

MAIN DIMENSIONS, HOUSING VARIANTS



AUTOMATION OPTIONS

- Contacts on reel and processing with strip-crimping machine on request
- Power crimping of turned contacts on request



# 923

CONTACT PN	CRIMPING RANGE MM <sup>2</sup>	CONTACT FEATURE/ CONTACT DIAMETER MM	CRIMP TOOL PN	INSULATION INSERT												
				116		120		082		144		145				
				085	186	106	078	199	110	200	201	091	001	002		
TE 60-0254-011-000	0.35 - 2.5	tension spring / 2	CO-0236-000-000	6x			4x			4x						
IC 60.254.11			CO.236.00													
TE 60-0302-011-000	2.5 - 4	tension spring / 2	CO-0236-000-000	6x			4x			4x						
IC 60.302.11			CO.236.00													
TE 61-0021-011-000	0.35 - 2.5	pin extension / 2	CO-0236-000-000		6x			4x			4x					
IC 61.021.11			CO.236.00													
TE 61-0027-011-000	2.5 - 4	pin extension / 2	CO-0236-000-000		6x			4x			4x					
IC 61.027.11			CO.236.00													
TE 61-0194-011-000	0.1 - 0.5	pin receptacle / 2	CO-0236-000-000			6x			4x			4x				
IC 61.194.11			CO.236.00													
TE 61-0193-011-000	0.35 - 2.5	pin receptacle / 2	CO-0236-000-000			6x			4x			4x				
IC 61.193.11			CO.236.00													
TE 61-0011-011-000	0.14 - 1.0	slotted / 1	CO-0236-000-000				4x			5x						
IC 61.011.11			CO.236.00													
TE 60-0216-011-000	0.5 - 1.5	slotted / 1	CO-0236-000-000				4x			5x						
IC 60.216.11			CO.236.00													
TE 61-0020-011-000	0.14 - 1.0	pin extension / 1	CO-0236-000-000					4x			5x					
IC 61.020.11			CO.236.00													
TE 61-0189-011-000	0.5 - 1.5	pin extension / 1	CO-0236-000-000					4x			5x					
IC 61.189.11			CO.236.00													
TE 61-0083-011-000	0.03 - 0.34	pin receptacle / 1	CO-0235-000-000						4x			5x				
IC 61.083.11			CO.235.00													
TE 61-0004-011-000	0.14 - 1.0	pin receptacle / 1	CO-0236-000-000						4x			5x				
IC 61.004.11			CO.236.00													
TE 60-0185-023-000	10	socket lamella / 8	CO-0207-000-000													1x
IC 60.185.23			CO.207.00													
TE 60-0195-023-000	16	socket lamella / 8	CO-0207-000-000													1x
IC 60.195.23			CO.207.00													
TE 60-0194-023-000	25	socket lamella / 8	CO-0207-000-000													1x
IC 60.194.23			CO.207.00													
TE 60-0193-023-000	35	socket lamella / 8	CO-0207-000-000													1x
IC 60.193.23			CO.207.00													
TE 60-0192-023-000	50	socket lamella / 8	CO-0207-000-000													1x
IC 60.192.23			CO.207.00													
TE 61-0164-023-000	10	pin / 8	CO-0207-000-000													1x
IC 61.164.23			CO.207.00													
TE 61-0163-023-000	16	pin / 8	CO-0207-000-000													1x
IC 61.163.23			CO.207.00													
TE 61-0159-023-000	25	pin / 8	CO-0207-000-000													1x
IC 61.159.23			CO.207.00													
TE 61-0161-023-000	35	pin / 8	CO-0207-000-000													1x
IC 61.161.23			CO.207.00													
TE 61-0162-023-000	50	pin / 8	CO-0207-000-000													1x
IC 61.162.23			CO.207.00													

## ACCESSORIES



**Metal flange, hinged**  
TE: E0-0222-002-000  
IC: E0.222.00




**Plastic protection cap**  
TE: 8B-0070-000-000  
IC: 8B.070.00



**Plastic protection cap**  
TE: 8B-0071-000-000  
IC: 8B.071.00



**Assembly tool for coupling nut**  
TE: C8-0004-000-000  
IC: C8.004.00



**Fixture**  
TE: VB-0005-000-000  
IC: VB.005.00



**Adjusting lever**  
TE: C6-0019-000-000  
IC: C6.019.00

# 940

Pin Number		Screw plug	SpeedTec Plug	SpeedTec Extension	SpeedTec Receptacle	SpeedTec Receptacle angled, rotatable	
6 (3+PE+2)	M	TE		CKA267N00xx0026000	CEA270N00000030000	CGE270N00000020000	
		IC		CKUA267NN00xx0026000	CEGA270NN00000030000	CEDE270NN00000020000	
	F	TE	CSA263N00xx0001000	CSA263N00xx0020000			
		IC	CSTA263NN00xx0001000	CSTA263NN00xx0020000			
8 (3+PE+4)	M	TE		CKA268N00xx0026000	CEA271N00000030000	CGE271N00000020000	
		IC		CKUA268NN00xx0026000	CEGA271NN00000030000	CEDE271NN00000020000	
	F	TE	CSA264N00xx0001000	CSA264N00xx0020000			
		IC	CSTA264NN00xx0001000	CSTA264NN00xx0020000			
9 (3+PE+5)	M	TE		CKA269N00xx0026000	CEA272N00000030000	CGE272N00000020000	
		IC		CKUA269NN00xx0026000	CEGA272NN00000030000	CEDE272NN00000020000	
	F	TE	CSA265N00xx0001000	CSA265N00xx0020000			
		IC	CSTA265NN00xx0001000	CSTA265NN00xx0020000			
<b>TECHNICAL DATA</b>		Housing:.....zinc diecast and brass, nickel-plated		Current:.....75 A / 30 A			
		Insulation insert:.....PA, UL 94-V0		Voltage:.....630 V / 250 V AC/DC			
		Contacts:.....brass gold plated		Protection type :.....IP 66/67 connected			
		Sealing:.....FPM		Mating Cycles:.....500			
		Clamp ring:.....brass, nickel-plated		Temperature range:.....-20 °C to 130 °C			
				Shielding:.....EMC 360° shielded housing			

Note: M = Male, F = Female

XX = 03: cable dia. 7.0 - 9.0 mm, 44: cable dia. 9.0 - 16.0 mm, 45: cable dia. 16.5 - 25.0 mm

## MAIN DIMENSIONS, HOUSING VARIANTS



# 940

CONTACT PN	CRIMPING RANGE MM <sup>2</sup>	CONTACT FEATURE/ CONTACT DIAMETER MM	CRIMP TOOL PN	LOCATOR	INSULATION INSERT									
					263 6-F	264 8-F	265 9-F	267 6-M	268 8-M	269 9-M	270 6-M	271 8-M	272 9-M	
TE 60-0254-011-000	0.35 - 2.5	tension spring / 2	CO-0201-000-000	CO-0004-000-000	2x	4x	5x							
IC 60.254.11			CO-0201-000-000	CO.004.00										
TE 60-0302-011-000	2.5 - 4	tension spring / 2	CO-0201-000-000	CO-0004-000-000	2x	4x	5x							
IC 60.302.11			CO-0201-000-000	CO.004.00										
TE 60-0225-011-000	1.5 - 10.0	tension spring 3.6	CO-0008-000-000	CO-0010-000-000	4x	4x	4x							
IC 60.225.11			CO.008.00	CO.010.00										
TE 60-0227-011-000	6.0 - 16.0	tension spring 3.6	CO-0008-000-000	CO-0010-000-000	4x	4x	4x							
IC 60.227.11			CO.008.00	CO.010.00										
TE 61-0098-011-000	0.1 - 0.5	pin extension / 2	CO-0201-000-000	CO-0009-000-000				2x	4x	5x				
IC 61.098.11			CO.201.00	CO.009.00										
TE 61-0107-011-000	0.35 - 2.5	pin extension / 2	CO-0201-000-000	CO-0009-000-000				2x	4x	5x				
IC 61.107.11			CO.201.00	CO.009.00										
TE 61-0039-011-000	1.5 - 10.0	pin extension / 3.6	CO-0008-000-000	CO-0010-000-000				4x	4x	4x				
IC 61.039.11			CO.008.00	CO.010.00										
TE 61-0040-011-000	6.0 - 16.0	pin extension / 3.6	CO-0008-000-000	CO-0010-000-000				4x	4x	4x				
IC 61.040.11			CO.008.00	CO.010.00										
TE 61-0198-011-000	0.1 - 0.5	pin recept. / 2	CO-0201-000-000	CO-0009-000-000							2x	4x	5x	
IC 61.198.11			CO.201.00	CO.009.00										
TE 61-0197-011-000	0.35 - 2.5	pin recept. / 2	CO-0201-000-000	CO-0009-000-000							2x	4x	5x	
IC 61.197.11			CO.201.00	CO.009.00										
TE 61-0196-011-000	1.5 - 4.0	pin recept. / 3.6	CO-0008-000-000	CO-0247-000-000							4x	4x	4x	
IC 61.196.11			CO.008.00	CO.247.00										
TE 61-0195-011-000	6.0 - 10.0	pin recept. / 3.6	CO-0008-000-000	CO-0247-000-000							4x	4x	4x	
IC 61.195.11			CO.008.00	CO.247.00										
TE 61-0312-011-000	3.3 - 6.0	pin recept. / 3.6	CO-0008-000-000	CO-0247-000-000							4x	4x	4x	
IC 61.312.11			CO.008.00	CO.247.00										

## ACCESSORIES



**Plastic protection cap**  
TE: 8A-0004-000-000  
IC: 8A.004.00



**Metal flange, hinged**  
TE: E0-0058-002-000  
IC: E0.058.02



**Metal protection cap**  
TE: 8B-0018-001-000  
IC: 8B.018.01



**Metal protection cap**  
TE: 8B-0022-001-000  
IC: 8B.022.01

## AUTOMATION OPTIONS

**Power crimping machine**



## ASSEMBLY TOOLS



**Fitting tool**  
TE: C5-0018-000-000  
IC: C5.018.00



**Fixture**  
TE: VC-0004-000-000  
IC: VC.004.00



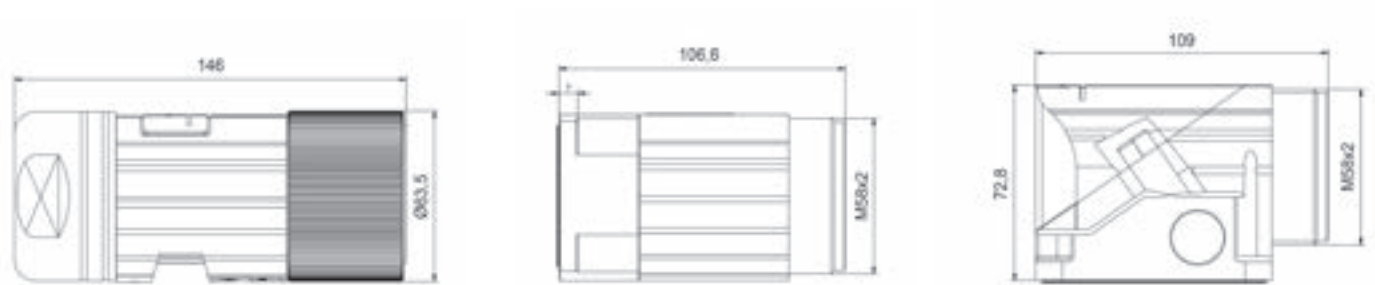
**Digital battery crimp tool**  
TE: C0-0313-000-000  
IC: C0.313.00

# 958

Pin Number			Screw plug	Extension	Receptacle	Receptacle, angled
8 (4+4)	M	TE		DKA002N00740001000	DEA003N00000001000	DFC611T03000001000
		IC		DKUA002NN00740001000	DEGA003NN00000001000	DEWC611MT03000001000
	F	TE	DSA001N00740001000			
		IC	DSTA001NN00740001000			
<b>TECHNICAL DATA</b>			Housing: ..... zinc diecast and brass, nickel-plated Insulation insert: ..... PA / PBT, UL 94-V0 Contacts: ..... brass silver / gold plated Sealing: ..... FPM Clamp rage: ..... 17.0 - 36.0 mm Clamp ring: ..... aluminium, nickel-plated		Current: ..... 150 A / 12 A Voltage: ..... 630 V / 250 V AC/DC Protection type: ..... IP 66/67 connected Mating Cycles: ..... 500 Temperature range: ..... -20 °C to 130 °C Shielding: ..... EMC 360 ° shielded housing	

Note: M = Male, F = Female

## MAIN DIMENSIONS, HOUSING VARIANTS





# 958

CONTACT PN	CRIMPING RANGE MM <sup>2</sup>	CONTACT FEATURE/ CONTACT DIAMETER MM	CRIMP TOOL PN	LOCATOR / CRIMPING INSERT	INSULATION INSERT			
					001 8-F	002 8-M	003 8-M	611MT03 8-M
TE 60-0101-023-000	10	lamella/10	CO-0207-000-000	CO-0211-000-000	4x			
IC 60.101.23			CO.207.00	CO.211.00				
TE 60-0102-023-000	16	lamella/10	CO-0207-000-000	CO-0211-000-000	4x			
IC 60.102.23			CO.207.00	CO.211.00				
TE 60-0103-023-000	25	lamella/10	CO-0207-000-000	CO-0210-000-000	4x			
IC 60.103.23			CO.207.00	CO.210.00				
TE 60-0104-023-000	35	lamella/10	CO-0207-000-000	CO-0209-000-000	4x			
IC 60.104.23			CO.207.00	CO.209.00				
TE 60-0105-023-000	50	lamella/10	CO-0207-000-000	CO-0208-000-000	4x			
IC 60.105.23			CO.207.00	CO.208.00				
TE 60-0106-011-000	0.35 - 1.5	slotted socket /1.6	CO-0201-000-000	CO-0092-000-000	4x			
IC 60.106.11			CO.201.00	CO.092.00				
TE 61-0112-023-000	10	contact pin/10	CO-0207-000-000	CO-0211-000-000		4x	4x	
IC 61.112.23			CO.207.00	CO.211.00				
TE 61-0113-023-000	16	contact pin/10	CO-0207-000-000	CO-0211-000-000		4x	4x	
IC 61.113.23			CO.207.00	CO.211.00				
TE 61-0114-023-000	25	contact pin/10	CO-0207-000-000	CO-0210-000-000		4x	4x	
IC 61.114.23			CO.207.00	CO.210.00				
TE 61-0115-023-000	35	contact pin/10	CO-0207-000-000	CO-0209-000-000		4x	4x	
IC 61.115.23			CO.207.00	CO.209.00				
TE 61-0116-023-000	50	contact pin/10	CO-0207-000-000	CO-0208-000-000		4x	4x	
IC 61.116.23			CO.207.00	CO.208.00				
TE 61-0117-011-000	0.35 - 1.5	contact pin/1.6	CO-0201-000-000	CO-0093-000-000		4x	4x	
IC 61.117.11			CO.201.00	CO.093.00				
TE 61-0142-011-000	0.1 - 0.5	contact pin/1.6	CO-0201-000-000	CO-0094-000-000				4x
IC 61.142.11			CO.201.00	CO.094.00				

## ACCESSORIES



**Plastic protection cap**  
TE: 8A-0011-000-000  
IC: 8A.011.00



**Metal flange, hinged**  
TE: E0-0189-002-000  
IC: E0.189.02

## ASSEMBLY TOOLS



**Fixture**  
TE: VD-0006-000-000  
IC: VD.006.00



**Removing tool for contact pins**  
TE: C4-0005-000-000  
IC: C4.005.00



**Sleeve for removing tool**  
TE: C4-0008-000-000  
IC: C4.008.00

# 615

Pin Number		ytec and itec Self-locking system		itec Extension	itec Receptacle	itec Receptacle angled, rotatable	ytec Receptacle double, rotatable
12	M	TE	ESB001N00xx0001000	EKB001N00xx0001000	EEA001N0000yyyy000	EGA001N00000600000	EGA101N0000yyyy000
		IC	ESTB001NN00xx0001000	EKB001NN00xx0001000	EEGA001NN0000yyyy000	EEDA001NN00000600000	EEDA101NN0000yyyy000
	F	TE	ESB002N00xx0001000	EKB002N00xx0001000	EEA002N0000yyyy000	EGA002N00000600000	EGA105N0000yyyy000
		IC	ESTB002NN00xx0001000	EKB002NN00xx0001000	EEGA001NN0000yyyy000	EEDA002NN00000600000	EEDA105NN0000yyyy000
<b>TECHNICAL DATA</b>		Housing:.....zinc diecast, nickel-plated, plastic coated Insulation insert: .....PA/PBT, UL 94-V0 Sealing:.....FPM Clamp ring:.....brass, nickel-plated Current: .....5 A			Voltage:.....63 V AC/DC Protection type:.....IP 66/67 connected Mating Cycles: .....500 Temperature range:.....-20 °C to 130 °C Shielding:.....EMC 360° shielded housing		

Note: M = Male, F = Female

xx = 31: cable dia. 4.5 - 6.5 mm, 32: cable dia. 6.5 - 8.5 mm,  
xx = 33: cable dia. 8.5 - 10.5 mm, 34: cable dia. 10.5 - 12.0 mm

yyyy receptacle = 0001: flange size 21.6 x 21.6 mm, 0002: flange size 25.7 x 25.7 mm  
yyyy double receptacle = 0001: flange size 25.8 x 25.8 mm, 0002: flange size 28.0 x 28.0 mm

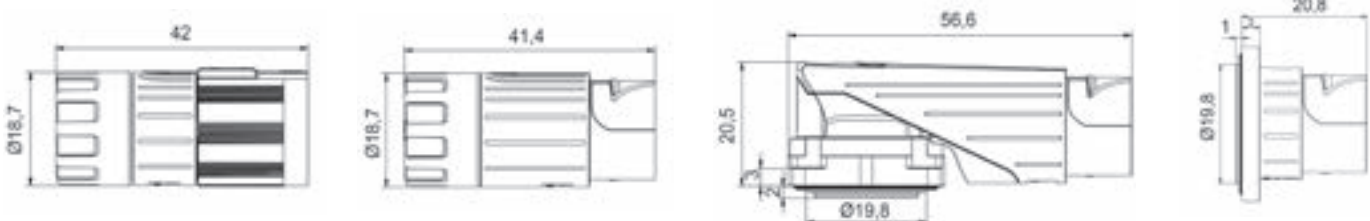
CONTACT PN	CRIMPING RANGE MM²	CONTACT FEATURE/ CONTACT DIAMETER MM	CRIMP TOOL PN	INSULATION INSERT			
				001 12-M	002 12-F	101 12+9-M	105 12+9-F
TE 60-0251-011-000	0.5 - 1.5	Slotted power /1	CO-0235-000-000				4x
IC 60.251.11			CO.235.00				
TE 60-0252-011-000	0.05 - 0.75	Female Signal /1	CO-0235-000-000		12x		17x
IC 60.252.11			CO.235.00				
TE 60-0265-011-000	0.05 - 0.75	Slotted power /1	CO-0235-000-000				4x
IC 60.265.11			CO.235.00				
TE 61-0231-011-000	0.5 - 1.5	Pin power /1	CO-0235-000-000			4x	
IC 61.231.11			CO.235.00				
TE 61-0232-011-000	0.05 - 0.75	Pin Signal /1	CO-0235-000-000	12x		17x	
IC 61.232.11			CO.235.00				
TE 61-0139-011-000	0.05 - 0.75	Pin power /1	CO-0235-000-000			4x	
IC 61.139.11			CO.235.00				

## ACCESSORIES



Plastic protection cap  
TE: 8A-0033-000-000  
IC: 8A.033.00

## MAIN DIMENSIONS, HOUSING VARIANTS





# 617

Pin Number		Screw plug	SpeedTec Plug	SpeedTec Extension	SpeedTec Receptacle	SpeedTec Receptacle angled, rotatable	
12	M	TE		AKA047N00xx051A000	AKA047N0000050A000	AGC047N0000yyyy000	
		IC		AKUA047NN00xx051A000	AKUA047NN0000050A000	AGDC047NN0000yyyy000	
	F	TE	ASA046N00xx050A000				
		IC	ASTA046NN00xx050A000				
17	M	TE	ASA874N00xx200A000	ASA874N00xx050A000	AKA874N00xx051A000	AEA874N0000050A000	AGC874N0000yyyy000
		IC	ASTA874NN00xx200A000	ASTA874NN00xx050A000	AKUA874NN00xx051A000	AEGA874NN0000050A000	AEDC874NN000yyyy000
	F	TE	ASA876N00xx200A000	ASA876N00xx050A000	AKA876N00xx051A000	AEA876N0000050A000	AGC876N0000yyyy000
		IC	ASTA876NN00xx200A000	ASTA876NN00xx050A000	AKUA876NN00xx051A000	AEGA876NN0000050A000	AEDC876NN0000yyyy000
<b>TECHNICAL DATA</b>		Housing:..... zinc diecast and brass, nickel-plated Insulation insert: .....PA /PBT, UL 94-V0 Contacts: .....brass gold plated Sealing:.....FPM Clamp ring: .....brass, nickel-plated Current: .....7 A (12), 3.6 A (17)		Voltage:..... 32 V AC/DC (12), 63 V AC/DC (17) Protection type:.....IP 66/67 connected Mating Cycles:.....500 Temperature range:.....-20 °C to 130 °C Shielding:..... EMC 360 ° shielded housing			

Note: M = Male, F = Female

xx = 87: Crown clamp cable dia. 3.5 - 6.0 mm, 85: Crown clamp cable dia. 6.5 - 9.5 mm, 86: Crown clamp cable dia. 9.5 - 12.0 mm  
yyyy receptacle angled = 050A: flange size 21.6 x 21.6 mm, 051A: flange size 25.7 x 25.7mm, 052A: flange size 28.0 x 28.0 mm

CONTACT PN	CRIMPING RANGE MM <sup>2</sup>	CONTACT FEATURE/ CONTACT DIAMETER MM	CRIMP TOOL PN	INSULATION INSERT			
				876 17-F	874 17-M	046 12-F/M	047 17-F
TE 60-0001-011-000	0.06 - 1.0	wire spring/1	CO-0235-000-000			12x	12x
IC 60.001.11			CO.235.00				
TE 60-0011-011-000	0.06 - 1.0	slotted/1	CO-0235-000-000			12x	12x
IC 60.011.11			CO.235.00				
TE 60-0172-011-000	0.03 - 0.34	slotted/1	CO-0235-000-000			12x	12x
IC 60.172.11			CO.235.00				
TE 60-0205-011-000	0.05 - 0.5	slotted/0.6	CO-0235-000-000	17x			
IC 60.205.11			CO.235.00				
TE 61-0004-011-000	0.06 - 1.0	slotted/1	CO-0235-000-000			12x	12x
IC 61.004.11			CO.235.00				
TE 61-0083-011-000	0.03 - 0.34	slotted/1	CO-0235-000-000			12x	12x
IC 61.083.11			CO.235.00				
TE 61-0178-011-000	0.05 - 0.5	pin/0.6	CO-0235-000-000		17x		
IC 61.178.11			CO.235.00				



# 623

Pin Number			Screw plug	SpeedTec Plug	SpeedTec Extension	SpeedTec Receptacle	SpeedTec Receptacle angled, rotatable
9	M	TE	ASA054N00xx0235000	ASA054N00xx0100000	AKA054N00xx0100000	AEA066N0000yyyy000	AGC066N0000yyyy000
		IC	ASTA054NN00xx0235000	ASTA054NN00xx0100000	AKUA054NN00xx0100000	AEGA066NN0000yyyy000	AEDC066NN0000yyyy000
	F	TE	ASA055N00xx0235000	ASA055N00xx0100000	AKA055N00xx0100000	AEA583N0000yyyy000	AGC583N0000yyyy000
		IC	ASTA055NN00xx0235000	ASTA055NN00xx0100000	AKUA055NN00xx0100000	AEGA583NN0000yyyy000	AEDC583NN0000yyyy000
12	M	TE	ASA013N00xx0235000	ASA013N00xx0100000	AKA013N00xx0100000	AEA175N0000yyyy000	AGC175N0000yyyy000
		IC	ASTA013NN00xx0235000	ASTA013NN00xx0100000	AKUA013NN00xx0100000	AEGA175NN0000yyyy000	AEDC175NN0000yyyy000
	F	TE	ASA012N00xx0235000	ASA012N00xx0100000	AKA012N00xx0100000	AEA110N0000yyyy000	AGC110N0000yyyy000
		IC	ASTA012NN00xx0235000	ASTA012NN00xx0100000	AKUA012NN00xx0100000	AEGA110NN0000yyyy000	AEDC110NN0000yyyy000
17	M	TE	ASA015N00xx0235000	ASA015N00xx0100000	AKA015N00xx0100000	AEA139N0000yyyy000	AGC139N0000yyyy000
		IC	ASTA015NN00xx0235000	ASTA015NN00xx0100000	AKUA015NN00xx0100000	AEGA139NN0000yyyy000	AEDC139NN0000yyyy000
	F	TE	ASA014N00xx0235000	ASA014N00xx0100000	AKA014N00xx0100000	AEA577N0000yyyy000	AGC577N0000yyyy000
		IC	ASTA014NN00xx0235000	ASTA014NN00xx0100000	AKUA014NN00xx0100000	AEGA577NN0000yyyy000	AEDC577NN0000yyyy000
19 (16+3)	M	TE	ASA559N00xx0235000	ASA559N00xx0100000	AKA559N00xx0100000	AEA560N0000yyyy000	AGC560N0000yyyy000
		IC	ASTA559NN00xx0235000	ASTA559NN00xx0100000	AKUA559NN00xx0100000	AEGA560NN0000yyyy000	AEDC560NN0000yyyy000
	F	TE	ASA558N00xx0235000	ASA558N00xx0100000	AKA558N00xx0100000	AEA561N0000yyyy000	AGC561N0000yyyy000
		IC	ASTA558NN00xx0235000	ASTA558NN00xx0100000	AKUA558NN00xx0100000	AEGA561NN0000yyyy000	AEDC561NN0000yyyy000
<b>TECHNICAL DATA</b>		Housing:.....zinc diecast and brass, nickel-plated Insulation insert: .....PBT, UL 94-V0 Contacts: .....brass gold plated Sealing:.....FPM Clamp ring: .....brass, nickel-plated Current: .....10A (9 pol) 7A (12, 17, 19 pol)			Voltage: .....63 V (19 pol) (AC/DC) 125 V (17 pol) 160 V (9, 12 pol) Protection type : .....IP 66/67 connected Mating Cycles: .....500 Temperature range : .....-20°C to 130°C Shielding:.....EMC 360° shielded housing		

Note: M = Male, F = Female

xx = 39: cable dia. 4.5 - 8.5 mm, 41: cable dia. 6.0 - 10.0 mm, 40: cable dia. 9.5 - 13.2 mm, 73: cable dia. 9.0 - 14.7 mm

AEGA-type yyyy = 0101 flange size 25.7 x 25.7 mm, 0100: flange size 28.0 x 28.0 mm

AEGA-type yyyy = 0115 flange size 25.7 x 25.7 mm, 1100: flange size 28.0 x 28.0 mm

## MAIN DIMENSIONS, HOUSING VARIANTS



# 623

CONTACT PN	CRIMPING RANGE MM <sup>2</sup>	CONTACT FEATURE/ CONTACT DIAMETER MM	CRIMP TOOL PN	INSULATION INSERT								
				055 583	054 583	012 110	013 175	014 577	015 139	558 561	559 560	
TE 60-0001-011-000	0,14 - 1,0	wire spring /1	C0-0235-000-000	9x	9x	12x	12x	17x	17x	16x	16x	
IC 60.001.11			C0.235.00									
TE 60-0011.011-000	0,14 - 1,0	slotted /1	C0-0235-000-000	9x	9x	12x	12x	17x	17x	16x	16x	
IC 60.011.11			C0.235.00									
TE 60-0013-011-000	-1,5	Slotted solder /1		9x	9x	12x	12x	17x	17x	16x	16x	
IC 60.013.11												
TE 60-0070-011-000	0,14 - 1,0	Slotted /1,5	C0-0235-000-000							3x	3x	
IC 60.070.11			C0-235-00									
TE 60-0173-011-000	-1,5	Slotted solder /1,5								3x	3x	
IC 60.173.11												
TE 60-0004-011-000	0,14 - 1,0	Pin /1	C0-0235-000-000	9x	9x	12x	12x	17x	17x	16x	16x	
IC 61.004.11			C0-235-00									
TE 61-0006-011-000	-1,5	Pin solder /1		9x	9x	12x	12x	17x	17x	16x	16x	
IC 61.006.11												
TE 61-0072-011-000	0,14 - 1,0	Pin /1,5	C0-0235-000-000							3x	3x	
IC 61.072.11			C0.235.00									
TE 61-0152-011-000	-1,5	Pin solder /1,5								3x	3x	
IC 61.152.11												

## ACCESSORIES



**Metal flange, hinged**  
TE: E0-0223-002-000  
IC: E0.223.02



**Plastic flange, hinged**  
TE: E0-0117-000-000  
IC: E0.117.00



**Plastic protection cap**  
TE: 8B-0069-000-000  
IC: 8B.069.00



**Plastic protection cap**  
TE: 8B-0071-000-000  
IC: 8B.071.00



**Plastic protection cap**  
TE: 8A-0002-000-000  
IC: 8A.002.00


## ASSEMBLY TOOLS



**Fitting tool for signal insulator**  
TE: C6-0111-000-000  
IC: C6.111.00



**Removing tool for signal insulator**  
TE: C4-0016-000-000  
IC: C4.016.00



**Fixture**  
TE: VA-0002-000-000  
IC: VA.002.00

## AUTOMATION OPTIONS

- Contacts on reel and processing with strip-crimping machine on request
- Power crimping of turned contacts on request



# 627

Pin Number			Screw plug	Extension	Receptacle	Receptacle, angled
8 (4+4)	M	TE	ASA385N00xx001K000	AKA385N00xx035K000	AEA385N0000002K000	AFA385N0000001K000
		IC	ASTA385NN00xx001K000	AKUA385NN00xx035K000	AEGA385NN0000002K000	AEWA385NN0000001K000
	F	TE	ASA384N00xx001K000	AKA384N00xx035K000	AEA386N0000002K000	AFA386N0000001K000
		IC	ASTA384NN00xx001K000	AKUA384NN00xx035K000	AEGA386NN0000002K000	AEWA386NN0000001K000
<b>TECHNICAL DATA</b>			Housing:.....zinc diecast and brass, nickel-plated Insulation insert: .....PBT, UL 94-V0 Contacts:.....brass gold plated Sealing:.....FPM Clamp ring:.....brass, nickel-plated Current: .....9 A		Voltage:.....60 V AC/DC Protection type:.....IP 66/67 connected Mating Cycles:.....500 Temperature range:.....-20 °C to 130 °C Shielding:.....EMC 360 ° shielded housing	

Note: M = Male, F = Female xx = 43: cable dia. 4.2 - 6.6 mm, 48: cable dia. 7.5 - 12.0 mm, 42: cable dia. 9.5 - 14.5 mm, 59: cable dia. 14.0 - 17.0 mm

CONTACT PN	CRIMPING RANGE MM <sup>2</sup>	CONTACT FEATURE/ CONTACT DIAMETER MM	CRIMP TOOL PN	INSULATION INSERT	
				384 MATING VIEW	385 MATING VIEW
TE 60-0001-011-000	0.06 - 1.0	wire spring/1	CO-0235-000-000		
IC 60.001.11			CO.235.00		
TE 60-0011-011-000	0.06 - 1.0	slotted/1	CO-0235-000-000		
IC 60.011.11			CO.235.00		
TE 60-0013-011-000	-1.5	slotted, solder/1			
IC 60.013.11					
TE 60-0172-011-000	0.03 - 0.34	slotted/1	CO-0235-000-000		
IC 60.172.11			CO.235.00		
TE 61-0004-011-000	0.06 - 1.0	pin/1	CO-0235-000-000		
IC 61.004.11			CO.235.00		
TE 61-0006-011-000	-1.5	solder bucket/1			
IC 61.006.11					
TE 61-0083-011-000	0.03 - 0.34	pin/1	CO-0235-000-000		
IC 61.083.11			CO.235.00		

## MAIN DIMENSIONS, HOUSING VARIANTS



## ACCESSORIES



**Metal flange, hinged**  
 TE: E0-0222-002-000  
 IC: E0.222.02

## ASSEMBLY TOOLS



**Fixture**  
 TE: VB-0005-000-000  
 IC: VB.005.00



**Mounting tool contact 1 mm**  
 TE: C5-0002-000-000  
 IC: C5.002.00



**Removing tool for insulator**  
 TE: C4-0017-000-000  
 IC: C4.017.00





Pin Number		htec SpeedTec Plug		htec Extension	htec Receptacle	htec Receptacle angled, rotatable
7 (4+PE+2)	M	TE	HSA427N00xx0100000	HKA427N00xxyyyy000	HEC422N0000yyyy000	HGC422N0000yyyy000
		IC	H51A427NN00xx0100000	H52A427NN00xxyyyy000	H53C422NN0000yyyy000	H56C422NN0000yyyy000
	F	TE	HSA425N00xx0100000	HKA425N00xxyyyy000	HEC429N0000yyyy000	HGC429N0000yyyy000
		IC	H51A425NN00xx0100000	H52A425NN00xxyyyy000	H53C429NN0000yyyy000	H56C429NN0000yyyy000
11 (4+PE+6)	M	TE	HSA008N00xx0100000	HKA008N00xxyyyy000	HEC011N0000yyyy000	HGC011N0000yyyy000
		IC	H51A008NN00xx0100000	H52A008NN00xxyyyy000	H53C011NN0000yyyy000	H56C011NN0000yyyy000
	F	TE	HSA002N00xx0100000	HKA002N00xxyyyy000	HEC005N0000yyyy000	HGC005N0000yyyy000
		IC	H51A002NN00xx0100000	HKA002N00xxyyyy000	H53C005NN0000yyyy000	H56C005NN0000yyyy000
10 (6+3+PE)	M	TE	HSA206N00xx0100000	HKA202N00xxyyyy000	HEC208N0000yyyy000	HGC208N0000yyyy000
		IC	H51A206NN00xx0100000	H52A206NN00xxyyyy000	H53C208NN0000yyyy000	H56C208NN0000yyyy000
	F	TE	HSA202N00xx0100000	HKA206N00xxyyyy000	HEC204N0000yyyy000	HGC204N0000yyyy000
		IC	H51A202NN00xx0100000	H52A202NN00xxyyyy000	H53C204NN0000yyyy000	H56C204N0000yyyy000
<b>TECHNICAL DATA</b>		Housing: ..... zinc diecast and brass, nickel-plated Insulation insert: ..... PA/PBT, UL 94-V0 Contacts: ..... brass gold plated Sealing: ..... FPM Clamp ring: ..... brass, nickel-plated Current: ..... Power: 30 A (7, 11 way), 25 A (10 way) Signal: 1.2 A			Voltage: ..... Power: 630 VAC / 850 VDC Signal: 30 VAC / 50 VDC Protection type : ..... IP 66/67 connected Mating Cycles: ..... 500 Temperature range: ..... -20 °C to 130 °C Shielding: ..... EMC 360 ° shielded housing	

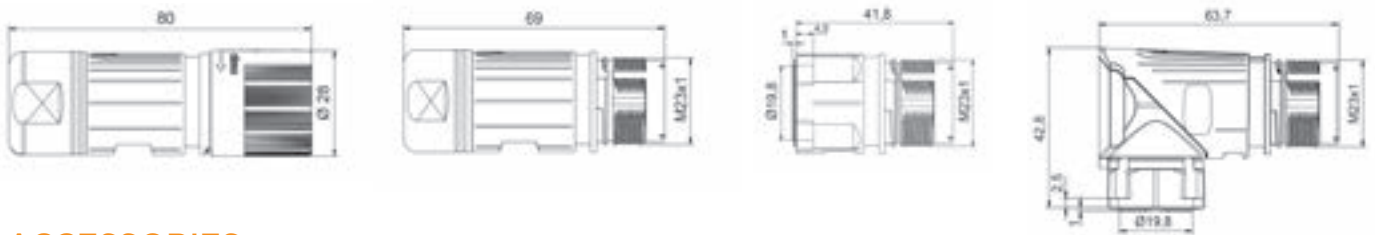
Note: M = Male, F = Female

xx = 48: Crown clamp cable dia. 7.5 - 12.0 mm, 42: Crown clamp cable dia. 9.5 - 14.5 mm, 55: Lamelle clamp cable dia. 7.5 - 12.0 mm  
 58: Lamelle clamp cable dia. 9.5 - 14.5 mm, 59: Lamelle clamp cable dia. 14.0 - 17.0 mm

yyyy extension = 0100 standard, 0200: central mout with counter nut

yyyy receptacle and receptacle angled = 0300 flange size 28.0 x 28.0 mm,  
 0200 flange size 25.7 x 25.7 mm, 0100: mounting thread M 25.0 x 1.5 mm

MAIN DIMENSIONS, HOUSING VARIANTS



ACCESSORIES

  
**Metal flange, hinged**  
 TE: E0-0222-002-000  
 IC: E0.222.02

  
**Plastic protection cap**  
 TE: 8B-0090-000-000  
 IC: 8B.090.00

  
**Metal protection cap**  
 TE: 8B-0091-000-000  
 IC: 8B.091.00

**Colored marking rings for connector housing**  
**yellow:**  
 TE: A6-0022-F04-000  
 IC: A6.022.F04

**green:**  
 TE: A6-0022-F11-000  
 IC: A6.022.F11




**red:**  
 TE: A6-0022-F10-000  
 IC: A6.022.F10



# 723

CONTACT PN	CRIMPING RANGE MM <sup>2</sup>	CONTACT FEATURE/ CONTACT DIAMETER MM	CRIMP TOOL PN	INSULATION INSERT					
				427, 422 7-M	425, 429 7-F	008, 011 11-M	002, 005 11-F	206, 208 10-M	202, 204 10-F
TE 60-0270-011-000	0.35 - 2.5	slotted socket / 2	CO-0324-000-000		5x		5x		7x
IC 60.270.11			CO.324.00						
TE 60-0272.011-000	2.5 - 4.0	slotted socket / 2	CO-0201-000-000		5x		5x		7x
IC 60.272.11			CO.201.00						
TE 60-0279-011-000	0.06 - 1.0	slotted socket / 1	CO-0324-000-000		2x		6x		3x
IC 60.279.11			CO.324.00						
TE 61-0242.011-000	0.35 - 2.5	contact pin / 2	CO-0324-000-000	5x		5x		7x	
IC 61.242.11			CO.324.00						
TE 61-0243-011-000	2.5 - 4.0	contact pin / 2	CO-0201-000-000	5x		5x		7x	
IC 61.243.11			CO.201.00						
TE 61-0253-011-000	0.06 - 1.0	contact pin / 1	CO-0324-000-000	2x		6x		3x	
IC 61.253.11			CO.324.00						

OPTION: Data inserts, separately EMI shielded

TYPE	USE IN INSULATION INSERT	ETHERNET ELEMENT PN	CONTACT PN	CONTACT FEATURE/ CONTACT DIAMETER MM	CRIMP TOOL PN
	427, 422	40-A722-000-000	61-0253-011-000	contact pin / 1	CO-0324-000-000
		40.A722.00	61.253.11		CO.324.00
	425, 429	40-A711-000-000	60-0279-011-000	slotted socket / 1	CO-0324-000-000
		40.A711.00	60.279.11		CO.324.00
	427, 422	40-A703-000-000	61-0252-011-000	contact pin / 0.6	CO-0324-000-000
		40.A703.00	61.252.11		CO.324.00
	425, 429	40-A702-000-000	60-0278-011-000	slotted socket / 0.6	CO-0324-000-000
		40.A702.00	60.278.11		CO.324.00
	008, 011	40-A486-000-000	61-0252-011-000	contact pin / 0.6	CO-0324-000-000
		40.A486.00	61.252.11		CO.324.00
	002, 005	40-A487-000-000	60-0278-011-000	slotted socket / 0.6	CO-0324-000-000
		40.A487.00	60.278.11		CO.324.00

## ASSEMBLY TOOLS

TE: CO-0323-000-000  
IC: CO.323.00

### FOR DATA ELEMENT




**Assembly tool**  
TE: CO-0282-000-000  
IC: CO.282.00

**Crimping insert**  
TE: CO-0321-000-000  
IC: CO.321.00

**Positioner insert**  
TE: C6-0166-000-000  
IC: C6.166.00

### FOR CONNECTORS



**Fitting tool**  
TE: C5-0018-000-000  
IC: C5.018.00

**Fixture**  
TE: VC-0004-000-000  
IC: VC.004.00

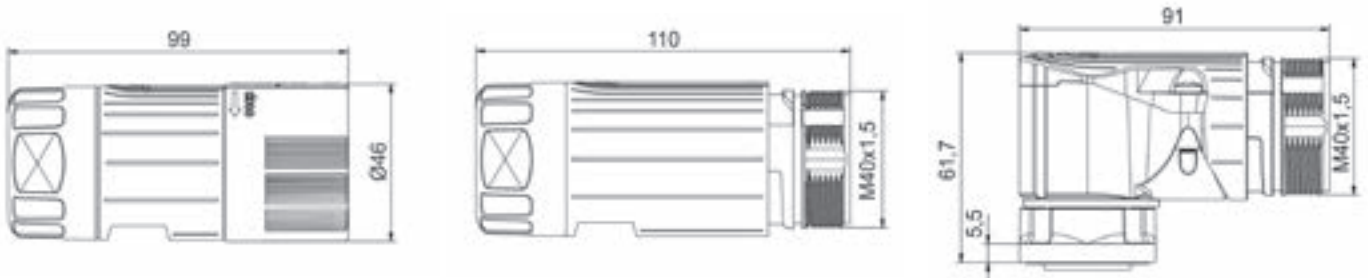
# 740

Pin Number		htec SpeedTec Plug		htec Extension	htec Receptacle angled, rotatable
9 (4+PE+4) 	M	TE		HKA503N00xx0100000	HGE502N00000100000
		IC		H82A503NN00xx0100000	H86E503NN00000100000
	F	TE	HSA501N00xx0100000		
		IC	H81A501NN00xx0100000		
<b>TECHNICAL DATA</b>		Housing:.....zinc diecast and brass, nickel-plated Insulation insert: .....PA, UL 94-V0 Contacts:.....brass gold plated Sealing:.....FPM Clamp ring:.....brass, nickel-plated Current:.....Power: 70 A, Signal: 7 A		Voltage:.....Power: 630 VAC/850 VDC Signal: 150 VAC/VDC Protection type :.....IP 66/67 connected Mating Cycles:.....500 Temperature range:.....-20 °C to 130 °C Shielding:.....EMC 360° shielded housing	

Note: M = Male, F = Female

xx= 03: cable dia. 7.0 - 9.0 mm, 44: cable dia. 9.0 - 16.0 mm, 45: cable dia. 16.5 - 25.0 mm

## MAIN DIMENSIONS, HOUSING VARIANTS



## ASSEMBLY TOOLS

TE: C0-0323-000-000  
IC: C0.323.00

### FOR DATA ELEMENT




**Assembly tool**  
TE: C0-0282-000-000  
IC: C0.282.00

**Crimping insert**  
TE: C0-0321-000-000  
IC: C0.321.00

**Positioner insert**  
TE: C6-0166-000-000  
IC: C6.166.00

### FOR CONNECTORS





**Fitting tool**  
TE: C5-0018-000-000  
IC: C5.018.00

**Fixture**  
TE: VC-0004-000-000  
IC: VC.004.00

# 740

					INSULATION INSERT		
CONTACT PN	CRIMPING RANGE MM <sup>2</sup>	CONTACT FEATURE/ CONTACT DIAMETER MM	CRIMP TOOL PN	LOCATOR	501 9-F	503 9-M	502 9-M
TE 60-0225-011-000	1.5-10.0	tension spring/3.6	CO-0008-000-000	CO-0010-000-000	5x		
IC 60.225.11			CO.008.00	CO.010.00			
TE 60-0227-011-000	6.0-16.0	tension spring/3.6	CO-0008-000-000	CO-0010-000-000	5x		
IC 60.227.11			CO.008.00	CO.010.00			
TE 60-0279-011-000	0.06-1.0	slotted socket/1	CO-0324-000-000		4x		
IC 60.279.11			CO.324.00				
TE 60-0216-000-000	0.5-1.5	slotted socket/1	CO-0324-000-000		4x		
IC 60.216.11			CO.324.00				
TE 61-0039-011-000	1.5-10.0	pin extension/3.6	CO-0008-000-000	CO-0010-000-000		5x	
IC 61.039.11			CO.008.00	CO.010.00			
TE 61-0040-011-000	6.0-16.0	pin extension/3.6	CO-0008-000-000	CO-0010-000-000		5x	
IC 61.040.11			CO.008.00	CO.010.00			
TE 61-0196-011-000	1.5-4.0	pin recept./3.6	CO-0008-000-000	CO-0247-000-000			5x
IC 61.196.11			CO.008.00	CO.247.00			
TE 61-0195-011-000	6.0-10.0	pin recept./3.6	CO-0008-000-000	CO-0247-000-000			5x
IC 61.195.11			CO.008.00	CO.247.00			
TE 61-0312-011-000	3.3-6.0	pin recept./3.6	CO-0008-000-000	CO-0247-000-000			5x
IC 61.312.11			CO.008.00	CO.247.00			
TE 61-0253-011-000	0.06-1.0	pin/1	CO-0324-000-000			4x	4x
IC 61.253.11			CO.324.00				
TE 61-0221-011-000	0.5-1.5	pin/1	CO-0324-000-000			4x	4x
IC 61.221.11			CO.324.00				

## OPTION: Data inserts, separately EMI shielded

TYPE	USE IN INSULATION INSERT	ETHERNET ELEMENT PN	CONTACT PN	CONTACT FEATURE/ CONTACT DIAMETER MM	CRIMP TOOL PN
	503, 502	40-A722-000-000	61-0253-011-000	contact pin/1	CO-0324-000-000
		40.A722.00	61.253.11		CO.324.00
	501	40-A711-000-000	60-0279-011-000	slotted socket/1	CO-0324-000-000
		40.A711.00	60.279.11		CO.324.00
	503, 502	40-A703-000-000	61-0252-011-000	contact pin/0.6	CO-0324-000-000
		40.A703.00	61.252.11		CO.324.00
	501	40-A702-000-000	60-0278-011-000	slotted socket/0.6	CO-0324-000-000
		40.A702.00	60.278.11		CO.324.00

## ACCESSORIES



Plastic protection cap  
TE: 8A-0004-000-000  
IC: 8A.004.00



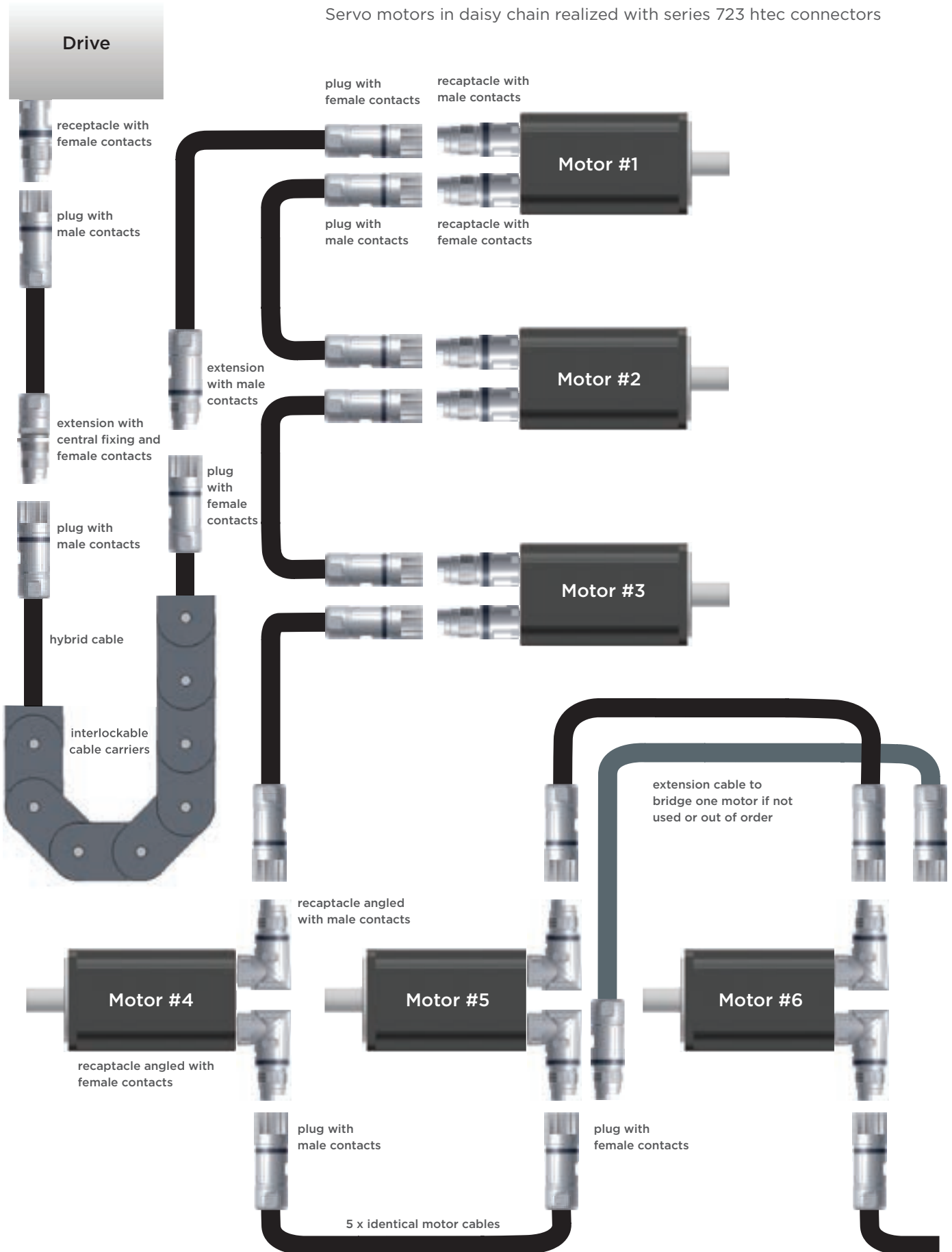
Metal flange, hinged  
TE: E0-0058-002-000  
IC: E0.058.02



Metal protection cap  
TE: 8B-0022-001-000  
IC: 8B.022.01



Servo motors in daisy chain realized with series 723 htec connectors



# ytec and itec Self-locking System:

## Automatic ytec and itec fastener for easy and safe connections

- High-quality industrial connector with metal housing
- Flat - narrow - short
- Miniaturized size in all three dimensions ensures that the system is compatible even with very small motors
- 360° EMC shielding
- UL/CSA approval
- Vibration protection up to 25g
- Rotatable by 300°
- Protection rating IP 66 and IP 67

The ytec system requires only one mounting hole and is available in two different flange sizes 25 and 28. The ytec system connector can be mounted in 4 different angles (0°, 90°, 180° und 270°). Additionally, after installation, the system is infinitely rotatable by 300°. Itec is available in all ytec pin layouts and is compatible with all mating ytec plugs. Ytec and the single version itec represents an ultra compact



complete system with an automatically locking quick-release fastener for easy and safe connections. The mechanically coded housing in conjunction with colour coding makes any confusion of signal and power plug impossible. Ytec and itec system connectors define a new connector dimension. Miniaturized size in all three dimensions ensures that the system is compatible even with the smallest of motors.

# locktec Connector System:

## Connector housing and plastic shell inseparably coupled after quick and easy locktec assembly

- Free assembly without overmold
- Opening the connector housing results in destruction
- Robust metal housing inside, fully EMC shielded
- IP class 66/67
- Individual labeling and coloring possible





# M23 Hybrid htec connector:

## Power, feedback and communication in one housing

- Hybrid cable assemblies
- Pre-wired receptacle connectors for servo motors and drive control components
- Pin or socket contacts
- Straight or angled receptacles
- IP 67, IP 68, IP 69K
- 360° EMC shielding
- CAT 5 Element separately shielded
- UL/CSA approval
- Vibration protection up to 25g
- Continuously rotatable
- SpeedTec quick connection system
- Touchproof power contacts



# SpeedTec connector:

## Save cost with the SpeedTec quick locking system

- Connected within second-time saving
- Highest connection reliability
- 360° EMC shielding
- UL/CSA approval
- Vibration protection up to 25g
- IP 67, IP 68, IP 69K
- Backwards compatible to threaded connectors









**intercontec**  
products

For questions on TE Connectivity's Intercontec products,  
please send your request to [intercontec@te.com](mailto:intercontec@te.com)

## te.com

htec, INTERCONTEC, itec, LiMotec, locktec, singletec, SpeedTec, SpringTec, ytec, TE Connectivity, TE Connectivity (logo) and Every Connection Counts are trademarks. All other logos, products and/or company names referred to herein might be trademarks of their respective owners.

The information given herein, including drawings, illustrations and schematics which are intended for illustration purposes only, is believed to be reliable. However, TE Connectivity makes no warranties as to its accuracy or completeness and disclaims any liability in connection with its use. TE Connectivity's obligations shall only be as set forth in TE Connectivity's Standard Terms and Conditions of Sale for this product and in no case will TE Connectivity be liable for any incidental, indirect or consequential damages arising out of the sale, resale, use or misuse of the product. Users of TE Connectivity products should make their own evaluation to determine the suitability of each such product for the specific application.

© 2017 TE Connectivity Ltd. family of companies All Rights Reserved.

1-1773910-3 10/2017 Original: WR

## QUICK REFERENCE GUIDE

### TE Connectivity Industrial

Pfnorstr. 1  
D-64293 Darmstadt  
Germany

+49 6151 607 1999

[www.te.com](http://www.te.com)

LEGAL ENTITY

